

RIBAG

PRICE LIST EURO

General information:

All prices are recommended retail prices excluding VAT. The technical data refer to rated values at an ambient temperature of 25°C and are guide values with a tolerance of +/-10%.

Subject to change without notice. No liability is accepted for printing errors.

Prices are subject to change without notice.

Please consider the compatibility of dimmers at ribag.com/downloads


© RIBAG Licht AG, 01/03/2026

CONTENT PRICE LIST

AROA	page	4
ARVA	page	6
DIZCO	page	10
KIVO	page	11
KLEEN	page	18
METRON	page	20
MILUM	page	24
PUNTO	page	31
RAYM	page	33
SCOPY	page	37
SPARK	page	45
SPINAled	page	49
VERTICO	page	54
VIOR	page	57


AROA luminaires types

Mounted luminaires with acrylic glass diffuser

	Article	Watt	Lumen	Kelvin	Lenght	EURO	
 on/off	4130.060.27.□	12	1230	2700	600	440.00	
	4130.060.30.□	12	1320	3000	600	440.00	
	4130.060.40.□	12	1370	4000	600	440.00	
	4130.090.27.□	17	1840	2700	900	493.00	
	4130.090.30.□	17	1980	3000	900	493.00	
	4130.090.40.□	17	2050	4000	900	493.00	
	4130.120.27.□	23	2460	2700	1200	554.00	
	4130.120.30.□	23	2640	3000	1200	554.00	
	4130.120.40.□	23	2730	4000	1200	554.00	
	4130.150.27.□	29	3070	2700	1500	599.00	
	4130.150.30.□	29	3300	3000	1500	599.00	
	4130.150.40.□	29	3410	4000	1500	599.00	
	DALI/TouchDIM	4130.060.27.□ DIG	12	1230	2700	600	485.00
		4130.060.30.□ DIG	12	1320	3000	600	485.00
		4130.060.40.□ DIG	12	1370	4000	600	485.00
4130.090.27.□ DIG		17	1840	2700	900	544.00	
4130.090.30.□ DIG		17	1980	3000	900	544.00	
4130.090.40.□ DIG		17	2050	4000	900	544.00	
4130.120.27.□ DIG		23	2460	2700	1200	609.00	
4130.120.30.□ DIG		23	2640	3000	1200	609.00	
4130.120.40.□ DIG		23	2730	4000	1200	609.00	
4130.150.27.□ DIG		29	3070	2700	1500	663.00	
4130.150.30.□ DIG		29	3300	3000	1500	663.00	
4130.150.40.□ DIG		29	3410	4000	1500	663.00	

Colour code (□) 0 natural anodised | 2 black anodised

Mounted luminaires with external control gear with acrylic glass diffuser

	Article	Watt	Lumen	Kelvin	Lenght	EURO
 natural anodised	4132.060.27.0	12	1230	2700	600	297.00
	4132.060.30.0	12	1320	3000	600	297.00
	4132.060.40.0	12	1370	4000	600	297.00
	4132.090.27.0	17	1840	2700	900	340.00
	4132.090.30.0	17	1980	3000	900	340.00
	4132.090.40.0	17	2050	4000	900	340.00
	4132.120.27.0	23	2460	2700	1200	383.00
	4132.120.30.0	23	2640	3000	1200	383.00
	4132.120.40.0	23	2730	4000	1200	383.00
	4132.150.27.0	29	3070	2700	1500	421.00
	4132.150.30.0	29	3300	3000	1500	421.00
	4132.150.40.0	29	3410	4000	1500	421.00

Note:

Order control gear separately;
constant current 15 watt/300 mA
for luminaire length 600, 29 watt/
600 mA for lamp length 900–1500

AROA luminaires types

Pendant luminaires with acrylic glass diffuser



	Article	Watt	Lumen	Kelvin	Lenght	EURO
on/off	4131.120.27.0	23	2460	2700	1200	688.00
natural anodised	4131.120.30.0	23	2640	3000	1200	688.00
	4131.120.40.0	23	2730	4000	1200	688.00
	4131.150.27.0	29	3070	2700	1500	739.00
	4131.150.30.0	29	3300	3000	1500	739.00
	4131.150.40.0	29	3410	4000	1500	739.00
DALI/TouchDIM	4131.120.27.0 DIG	23	2460	2700	1200	737.00
natural anodised	4131.120.30.0 DIG	23	2640	3000	1200	737.00
	4131.120.40.0 DIG	23	2730	4000	1200	737.00
	4131.150.27.0 DIG	29	3070	2700	1500	795.00
	4131.150.30.0 DIG	29	3300	3000	1500	795.00
	4131.150.40.0 DIG	29	3410	4000	1500	795.00

AROA essential accessories for mounted lamps with external control gear

External control gears	Article	Light control	Watt	Dimensions	Ø	EURO
Control gears 230 V/50 Hz; constant current; with short circuit and overload protected; max. 1 lamp per control gear; 15 watt/300 mA for lamp length 600, 29 watt/600 mA for lamp length 900–1500	915.015.300	On/off	15	145 x 43 x 30	Ø53	52.00
	915.025.600	On/off	29	145 x 43 x 30	Ø53	52.00
	915.015.300 DIG	DALI/TouchDIM	15	122 x 40 x 25	Ø53	94.00
	915.025.600 DIG	DALI/TouchDIM	29	143 x 43 x 30	Ø53	94.00

AROA optional accessories suitable for all variants

Perforated metal diffuser	Article	Colour	Lenght	EURO
1 x 190°	565.060.0	natural anodised	596	52.00
	565.090.0	natural anodised	896	59.00
	565.120.0	natural anodised	1196	64.00
	565.150.0	natural anodised	1496	71.00
	565.060.2	black RAL 9005	596	87.00
	565.090.2	black RAL 9005	896	92.00
	565.120.2	black RAL 9005	1196	97.00
	565.150.2	black RAL 9005	1496	101.00

AROA optional accessories

Casambi Bluetooth module	Article	Dimensions	EURO
Suitable for connection to DALI lamps; Control-able via bluetooth using the Casambi-App; Allows simultaneous control of up to 20 DALI lamps per modul; Please consider the compatibility of dimmers at ribag.com/downloads	915.000 DIG	82 x 26 x 20	194.00

ARVA luminaires types

Mounted luminaires Ø140mm
with external control gear
with acrylic glass diffuser fine matt finish



Article	Watt	Lumen	Kelvin	Ø	EURO
4120.120.27.┘	4	490	2700	140	262.00
4120.120.30.┘	4	510	3000	140	262.00

Colour code (┘) 2 black RAL 9005 | 3 white RAL 9003 | 8 white aluminium

Note: Order control gear separately;
constant current 250 mA

Pendant luminaires Ø140 mm
with external control gear
with acrylic glass diffuser fine matt finish



Article	Watt	Lumen	Kelvin	Ø	EURO
4110.120.27.┘	4	490	2700	140	287.00
4110.120.30.┘	4	510	3000	140	287.00

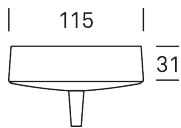
Colour code (┘) 2 black RAL 9005 | 3 white RAL 9003 | 8 white aluminium

Note: Order control gear separately;
constant current 250 mA

ARVA essential accessories for pendant lamps Ø140 mm with external control gear

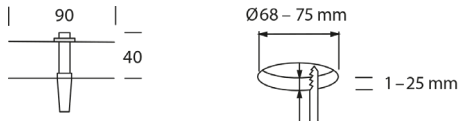
Canopy with control gear	Article	Light control	Watt	EURO
For mounting on the ceiling; housing aluminium; control gear 230 V/50 Hz integrated	4110.120.01.┘	On/off	4	153.00
	4110.120.01.┘ DIG	DALI/TouchDIM	4	197.00

Colour code (┘) 2 black RAL 9005 | 3 white RAL 9003 | 8 white aluminium



Cavity adapter	Article	EURO
Suitable for mounting in suspended ceilings and installation housings; Housing: steel; Order control gear separately	4110.120.11.┘	85.00

Colour code (┘) 2 black RAL 9005 | 3 white RAL 9003 | 8 white aluminium

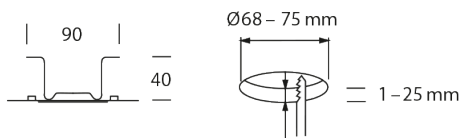


**ARVA essential accessories
for mounted- and pendant lamps Ø140 mm with external control gear**

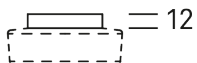
External control gears	Article	Light control	Watt	Dimensions	Ø	EURO
Control gears 230 V/50 Hz; constant current 250 mA; with short circuit and overload protected; max. 1 lamp per control gear	915.006.250	On/off	4	40 x 42 x 22	Ø50	40.00
	915.019.250 DIG	DALI/TouchDIM	4	122 x 40 x 25	Ø62	84.00

**ARVA optional accessories
for mounted lamps Ø140 mm with external control gear**

Cavity adapter	Article	EURO
Suitable for mounting in suspended ceilings and installation housing; order control gear separately	4110.120.21.9	55.00



Distance ring	Article	Colour	EURO
For cavity formation in confined spaces, polyamide; distance height 12 mm	4121.120.21.2	black	44.00
	4121.120.21.3	white	64.00



ARVA optional accessories

Casambi Bluetooth module	Article	Dimensions	EURO
Suitable for connection to DALI lamps; Controllable via bluetooth using the Casambi-App; Allows simultaneous control of up to 20 DALI lamps per modul; Please consider the compatibility of dimmers at ribag.com/downloads	915.000 DIG	82 x 26 x 20	194.00

ARVA luminaires types

Mounted luminaires Ø270/440 mm
with acrylic glass diffuser fine matt finish



	Article	Watt	Lumen	Kelvin	Ø	EURO
on/off	4100.250.27.┐	14	1640	2700	270	553.00
	4100.250.30.┐	14	1710	3000	270	553.00
	4100.420.27.┐	23	2790	2700	440	868.00
	4100.420.30.┐	23	2920	3000	440	868.00
Phase-cut	4100.250.27.┐ D	14	1640	2700	270	608.00
	4100.250.30.┐ D	14	1710	3000	270	608.00
	4100.420.27.┐ D	23	2790	2700	440	941.00
	4100.420.30.┐ D	23	2920	3000	440	941.00
DALI/TouchDIM	4100.250.27.┐ DIG	14	1640	2700	270	641.00
	4100.250.30.┐ DIG	14	1710	3000	270	641.00
	4100.420.27.┐ DIG	23	2790	2700	440	970.00
	4100.420.30.┐ DIG	23	2920	3000	440	970.00

Colour code (┐) 2 black RAL 9005 | 3 white RAL 9003 | 8 white aluminium

Pendant luminaires Ø270/440 mm
with external control gear
with acrylic glass diffuser fine matt finish



Article	Watt	Lumen	Kelvin	Ø	EURO
4110.250.27.┐	16	1860	2700	270	553.00
4110.250.30.┐	16	1940	3000	270	553.00
4110.420.27.┐	30	3450	2700	440	868.00
4110.420.30.┐	30	3600	3000	440	868.00

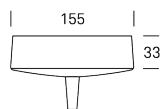
Colour code (┐) 2 black RAL 9005 | 3 white RAL 9003 | 8 white aluminium

Note: Order control gear separately;
constant current 700mA (Ø270 mm),
800 mA (Ø440 mm)

ARVA essential accessories
for pendant lamps Ø270/440 mm with external control gear

Canopy with control gear for Ø270

For mounting on the ceiling; control gear
230 V/50 Hz integrated

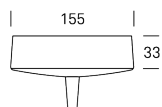


Article	Light control	Watt	EURO
4110.250.01.┐	On/off	16	173.00
4110.250.01.┐ D	Phase-cut	16	186.00
4110.250.01.┐ DIG	DALI/TouchDIM	16	219.00

Colour code (┐) 2 black RAL 9005 | 3 white RAL 9003 | 8 white aluminium

Canopy with control gear for Ø440

For mounting on the ceiling; Control gear
230V/50Hz integrated



Article	Light control	Watt	EURO
4110.420.01.┐	On/off	30	173.00
4110.420.01.┐ D	Phase-cut	30	186.00
4110.420.01.┐ DIG	DALI/TouchDIM	30	219.00

Colour code (┐) 2 black RAL 9005 | 3 white RAL 9003 | 8 white aluminium

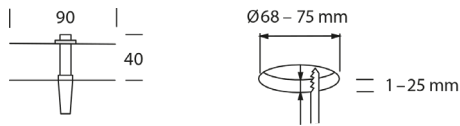
ARVA essential accessories
for pendant lamps Ø270/440 mm with external control gear

External control gears for Ø270 mm	Article	Light control	Watt	Dimensions	Ø	EURO
Control gears 230 V/50 Hz; constant current 700 mA; with short circuit and overload protection; max. 1 lamp per control gear	915.029.700	On/off	30	103 x 67 x 21	Ø71	76.00
	915.029.700 D	Phase-cut	30	138 x 44 x 30	Ø54	83.00
	915.029.700 DIG	DALI/TouchDIM	30	147 x 44 x 30	Ø74	95.00

External control gears for Ø440 mm	Article	Light control	Watt	Dimensions	Ø	EURO
Control gears 230V/50 Hz; constant current 800 mA; with short circuit and overload protection; max. 1 lamp per control gear	915.032.800	On/off	34	103 x 67 x 21	Ø71	76.00
	915.036.800 D	Phase-cut	34	138 x 44 x 30	Ø54	83.00
	915.027.800 DIG	DALI/TouchDIM	34	103 x 67 x 30	Ø74	106.00

Cavity adapter	Article	EURO
Suitable for mounting in suspended ceilings and installation housing; housing steel; order control gear separately	4110.250.11.□	85.00

Colour code (□) 2 black RAL 9005 | 3 white RAL 9003 | 8 white aluminium

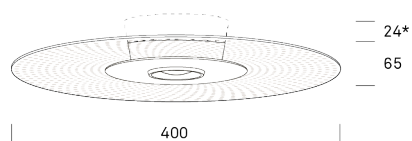


ARVA optional accessories

Casambi Bluetooth module	Article	Dimensions	EURO
Suitable for connection to DALI lamps; Controllable via bluetooth using the Casambi-App; Allows simultaneous control of up to 20 DALI lamps per modul; Please consider the compatibility of dimmers at ribag.com/downloads	915.000 DIG	82 x 26 x 20	194.00

DIZCO luminaires types

Ceiling luminaires Ø 400 white

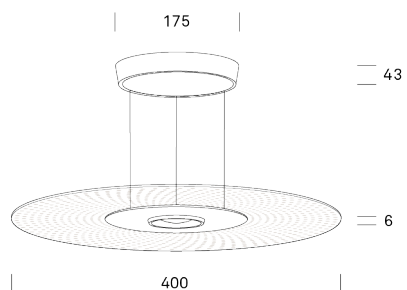


*Casambiadapter optional

Direct/indirect light separately controllable

Article	Light control	Watt	Lumen	Kelvin	EURO
4221.400.00.3 CAS	DALI DT8 + Casambi	16	890 - 1290	2200 - 5000	994.00
4221.400.27.3 CAS	DALI + Casambi	16	1070	2700	922.00
4221.400.30.3 CAS	DALI + Casambi	16	1150	3000	922.00
4221.400.27.3 D	Phase-cut	16	1070	2700	651.00
4221.400.30.3 D	Phase-cut	16	1150	3000	651.00
4221.400.27.3 DIG	DALI/TouchDIM	16	1070	2700	672.00
4221.400.30.3 DIG	DALI/TouchDIM	16	1150	3000	672.00
4221.400.00.3 DT8	DALI DT8	16	890 - 1290	2200 - 5000	749.00

Pendant luminaires Ø 400 white, rose gold, sand gold

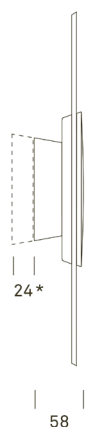


Article	Light control	Watt	Lumen	Kelvin	EURO
4220.400.00.□ CAS	DALI DT8 + Casambi	23	1330 - 1980	2200 - 5000	1248.00
4220.400.27.□ D	Phase-cut	23	1680	2700	853.00
4220.400.30.□ D	Phase-cut	23	1790	3000	853.00
4220.400.27.□ DIG	DALI/TouchDIM	23	1680	2700	894.00
4220.400.30.□ DIG	DALI/TouchDIM	23	1790	3000	894.00

Colour code (□) 3 white | 16 rose gold | 17 sand gold

Direct-/indirect beam separately controllable

Wall luminaires Ø 400 white



*Casambiadapter optional

Indirect beam

Article	Light control	Watt	Lumen	Kelvin	EURO
4223.400.00.3 CAS	DALI DT8 + Casambi	12	660 - 1040	2200 - 5000	915.00
4223.400.27.3 CAS	DALI + Casambi	12	890	2700	839.00
4223.400.30.3 CAS	DALI + Casambi	12	970	3000	839.00
4223.400.27.3 D	Phase-cut	12	890	2700	554.00
4223.400.30.3 D	Phase-cut	12	970	3000	554.00
4223.400.27.3 DIG	DALI/TouchDIM	12	890	2700	582.00
4223.400.30.3 DIG	DALI/TouchDIM	12	970	3000	582.00
4223.400.00.3 DT8	DALI DT8	12	660 - 1040	2200 - 5000	651.00

KIVO luminaires types

Ceiling luminaires Ø140 mm with external control gear



Note: Order control gear separately; constant current 350 mA, 600 mA DT8 for mounting without cavity order distance ring separately

Article	Watt	Lumen	Kelvin	Ø	EURO
4123.120.00.□	11	630-950	2200-5000	140	329.00
4123.120.27.□	12	1260	2700	140	306.00
4123.120.30.□	12	1290	3000	140	306.00

Colour code (□) 2 black RAL 9005 | 3 white RAL 9003 | 8 white aluminium

Ceiling luminaires Ø140 mm AC (230 V)

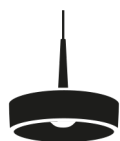


Note: for mounting without cavity order distance ring separately

Article	Watt	Lumen	Kelvin	Ø	EURO
4123.120.27.□ D	12	920	2700	140	338.00
4123.120.30.□ D	12	920	3000	140	338.00

Colour code (□) 2 black RAL 9005 | 3 white RAL 9003 | 8 white aluminium

Pendant luminaires Ø140 mm with external control gear

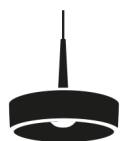


Note: Order control gear separately; constant current 700 mA, 600 mA DT8

Article	Watt	Lumen	Kelvin	Ø	EURO
4113.120.00.□	11	630-950	2200-5000	140	397.00
4113.120.27.□	12	1260	2700	140	374.00
4113.120.30.□	12	1290	3000	140	374.00

Colour code (□) 2 black RAL 9005 | 3 white RAL 9003 | 8 white aluminium

Pendant luminaires Ø140 mm AC (230 V)



Article	Watt	Lumen	Kelvin	Ø	EURO
4113.120.27.□ D	12	920	2700	140	407.00
4113.120.30.□ D	12	920	3000	140	407.00

Colour code (□) 2 black RAL 9005 | 3 white RAL 9003 | 8 white aluminium

**KIVO essential accessories
for Ø140 mm**

Interchangeable shades	Article	Colour	EURO
Simple assembly without tools	4111.120.02.0	natural anodised	89.00
	4111.120.02.2	black	73.00
	4111.120.02.3	white	73.00
	4111.120.02.9	golden brown anodised	89.00
	4111.120.02.10	oak	98.00
	4111.120.02.11	black walnut	98.00
	4111.120.02.14	champagne anodised	89.00
	4111.120.02.16	rose gold	97.00
	4111.120.02.17	sand gold	97.00

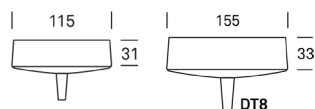
**KIVO essential accessories
for ceiling lamps Ø140 mm with external control gear**

External control gears	Article	Light control	Watt	Dimensions	Ø	EURO
Control gear 230 V/50 Hz incl. connecting cable with plug connector, length 350 mm; constant current 350 mA, 600 mA DT8; with short-circuit and overload protection; max. 1 lamp per control gear	915.019.350	On/off	12	120 x 52 x 22	Ø55	57.00
	915.016.350 D	Phase-cut	12	110 x 52 x 22	Ø55	76.00
	915.019.350 DIG	DALI/TouchDIM	12	120 x 51 x 29	Ø60	84.00
	915.037.600 DT8	DALI DT8	11-22	117 x 46 x 29	Ø60	101.00

**KIVO essential accessories
for pendant lamps Ø140 mm with external control gear**

External control gears	Article	Light control	Watt	Dimensions	Ø	EURO
Mounting rail extruded aluminium section; Control gear 230 V/50 Hz integrated; pendant grid spacing adjustable from 800 to 1200 mm, incl. feed-through wiring; mounting rail	915.032.700	On/off	30	103 x 67 x 21	Ø71	76.00
	915.025.700 D	Phase-cut	12	138 x 44 x 30	Ø50	76.00
	915.026.700 DIG	DALI/TouchDIM	26	147 x 44 x 22	Ø50	84.00
	915.037.600 DT8	DALI DT8	11-22	117 x 46 x 29	Ø60	101.00

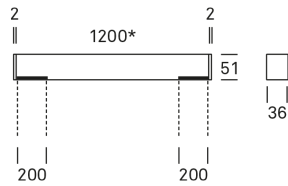
Canopy with control gear	Article	Light control	Dimensions	EURO
For mounting on the ceiling; control gear 230 V/50 Hz integrated	4111.120.01.␣	On/off	Ø115 x 31	168.00
	4111.120.01.␣ DIG	DALI/TouchDIM	Ø115 x 31	218.00
	4111.250.00.␣ DT8	DALI DT8	Ø155 x 33	252.00



Colour code (␣) 2 black RAL 9005 | 3 white RAL 9003 | 8 white aluminium

KIVO essential accessories
for pendant lamps Ø140 mm with external control gear

Mounting rails for 2 pendant lamps	Article	Light control	EURO
Mounting rail extruded aluminium section; Control gear EB 230 V/50 Hz integrated; pendant grid spacing adjustable from 800 to 1200 mm	4175.120.700.□ D	Phase-cut	483.00
	4175.120.700.□ DIG	DALI/TouchDIM	519.00
	4176.120.620.□ DT8	DALI DT8	596.00

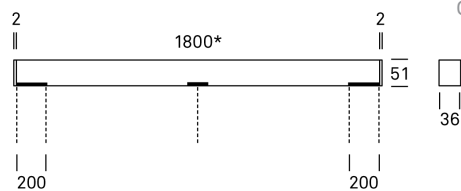


Colour code (□) 0 natural anodised | 2 black RAL 9005 | 3 white RAL 9003

* Länge ohne Endkappen/Length without endcaps

KIVO essential accessories
for pendant lamps Ø140 mm with external control gear

Mounting rails for 3 pendant lamps	Article	Light control	EURO
Mounting rail extruded aluminium section; Control gear EB 230 V/50 Hz; middle lamp centred, outer lamps each 200 mm adjustable	4175.180.700.□ D	Phase-cut	680.00
	4175.180.700.□ DIG	DALI/TouchDIM	735.00
	4176.180.620.□ DT8	DALI DT8	845.00

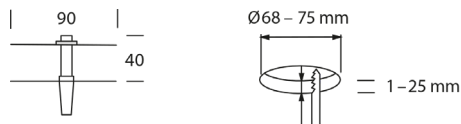


Colour code (□) 0 natural anodised | 2 black RAL 9005 | 3 white RAL 9003

* Länge ohne Endkappen/Length without endcaps

Cavity adapter	Article	EURO
Suitable for mounting in suspended ceilings and installation housing; housing; steel; order control gear separately	4110.120.11.□	85.00

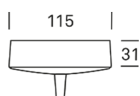
Colour code (□) 2 black RAL 9005 | 3 white RAL 9003 | 8 white aluminium



KIVO essential accessories
for pendant lamps Ø140 mm AC (230 V)

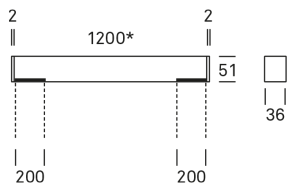
Canopy	Article	EURO
For mounting on the ceiling	4113.120.01.□	81.00

Colour code (□) 2 black RAL 9005 | 3 white RAL 9003 | 8 white aluminium



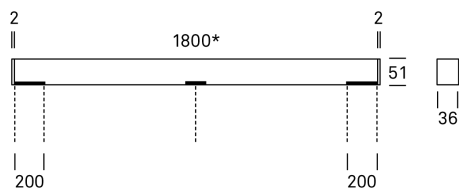
**KIVO essential accessories
for pendant lamps Ø140 mm AC (230 V)**

Mounting rails for 2 pendant lamps	Article	EURO
Mounting rail extruded aluminium section; pendant grid spacing adjustable from 800 to 1200 mm	4175.120.┐	321.00
Colour code (┐) 0 natural anodized 2 black RAL 9005 3 white RAL 9003		



* Länge ohne Endkappen/Length without endcaps

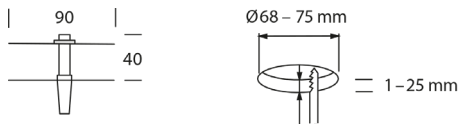
Mounting rails for 3 pendant lamps	Article	EURO
Mounting rail extruded aluminium section; middle lamp centred, outer lamps each 200 mm adjustable	4175.180.┐	433.00
Colour code (┐) 0 natural anodized 2 black RAL 9005 3 white RAL 9003		



* Länge ohne Endkappen/Length without endcaps

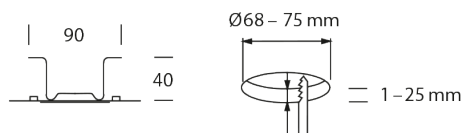
**KIVO essential accessories
for pendant lamps Ø140 mm AC(230 V)**

Cavity adapter	Article	EURO
Suitable for mounting in suspended ceilings and installation housing; housing; steel; order control gear separately	4110.120.11.┐	85.00
Colour code (┐) 2 black RAL 9005 3 white RAL 9003 8 white aluminium		



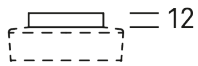
**KIVO optional accessories
for ceiling lamps Ø140 mm (AC & DC)**

Cavity adapter	Article	EURO
Suitable for mounting in suspended ceilings and installation housing; order control gear separately	4110.120.21.9	55.00



**KIVO optional accessories
for ceiling lamps Ø140 mm (AC & DC)**

Distance ring	Article	Colour	EURO
For cavity formation in confined spaces, polyamide; distance height 12 mm	4121.120.21.2	black	44.00
	4121.120.21.3	white	64.00



KIVO optional accessories

Casambi Bluetooth module	Article	Function	Dimensions	EURO
Suitable for connection to DALI lamps; Controllable via bluetooth using the Casambi-App; Allows simultaneous control of up to 20 DALI lamps per modul; Please consider the compatibility of dimmers at ribag.com/downloads	915.000 DIG	for controlling single color lamps	82 x 26 x 20	194.00
	915.000 DT8	for controlling tunable white lamps	82 x 26 x 20	194.00

Ceiling luminaires Ø270 mm	Article	Watt	Lumen	Kelvin	Ø	EURO	
	on/off	4123.250.27.┐	27	2200	2700	270	534.00
		4123.250.30.┐	27	2200	3000	270	534.00
	Phase-cut	4123.250.27.┐ D	20	1400	2700	270	559.00
		4123.250.30.┐ D	20	1400	3000	270	559.00
	DALI/TouchDIM	4123.250.27.┐ DIG	27	2200	2700	270	631.00
		4123.250.30.┐ DIG	27	2200	3000	270	631.00

Colour code (┐) 2 black RAL 9005 | 3 white RAL 9003 | 8 white aluminium

**Pendant luminaires Ø270 mm
with external control gear**



Article	Watt	Lumen	Kelvin	Ø	EURO
4113.250.00.┐	22	1310-1770	2200-5000	270	553.00
4113.250.27.┐	28	2280	2700	270	530.00
4113.250.30.┐	28	2400	3000	270	530.00

Colour code (┐) 2 black RAL 9005 | 3 white RAL 9003 | 8 white aluminium

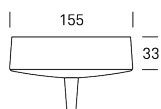
Note: Order control gear separately;
constant current 700 mA, 600 mA DT8

KIVO essential accessories for Ø270 mm

Interchangeable shades	Article	Colour	EURO
Simple assembly without tools	4111.250.02.0	natural anodised	143.00
	4111.250.02.2	black	118.00
	4111.250.02.3	white	118.00
	4111.250.02.9	golden brown anodised	143.00
	4111.250.02.10	oak	209.00
	4111.250.02.11	black walnut	209.00
	4111.250.02.14	champagne anodised	143.00
	4111.250.02.16	rose gold	143.00
	4111.250.02.17	sand gold	143.00

KIVO essential accessories for pendant lamps Ø270 mm with external control gear

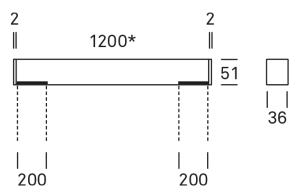
Canopy with control gear	Article	Light control	EURO
For mounting on the ceiling; control gear 230 V/50 Hz integrated, direct-/ indirectlight not separately controllable	4111.250.01.┐	On/off	186.00
	4111.250.00.┐ CAS	DALI DT8 + Casambi	513.00
	4111.250.01.┐ CAS	DALI + Casambi	532.00
	4111.250.01.┐ D	Phase-cut	196.00
	4111.250.01.┐ DIG	DALI/TouchDIM	234.00
	4111.250.00.┐ DT8	DALI DT8	252.00



Colour code (┐) 2 black RAL 9005 | 3 white RAL 9003 | 8 white aluminium

KIVO essential accessories for penden lamps Ø270 mm with external control gear

Mounting rails for 2 pendant lamps	Article	Light control	EURO
Mounting rail extruded aluminium section; Control gear EB 230 V/50 Hz integrated; pendant grid spacing adjustable from 800 to 1200 mm; direct/indirect light always separa- tely controllable for single colour	4177.120.700.┐ D	Phase-cut	594.00
	4177.120.700.┐ DIG	DALI/TouchDIM	615.00
	4178.120.620.┐ DT8	DALI DT8	662.00



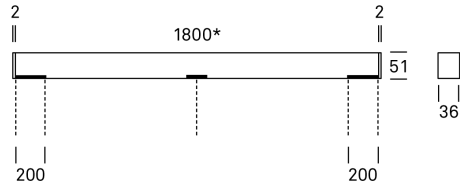
Colour code (┐) 0 natural anodised | 2 black RAL 9005 | 3 white RAL 9003

* Länge ohne Endkappen/Length without endcaps

KIVO essential accessories
for penden lamps Ø270 mm with external control gear

Mounting rails for 3 pendant lamps	Article	Light control	EURO
Mounting rail extruded aluminium section; Control gear EB 230 V/50 Hz integrated; middle lamp centred, outer lamps each 200 mm adjustable; direct/indirect light always separately controllable for single color	4177.180.700.□ DIG	DALI/TouchDIM	780.00
	4178.180.620.□ DT8	DALI DT8	867.00

Colour code (□) 0 natural anodized | 2 black RAL 9005 | 3 white RAL 9003

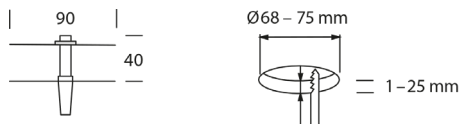


* Länge ohne Endkappen/Length without endcaps

External control gears	Article	Light control	Watt	Dimensions	Ø	EURO
Control gears 230 V/50 Hz; constant current 700 mA, 600 mA DT8; with short circuit and overload protected; max. 1 lamp per control gear	915.032.700	On/off	30	103 x 67 x 21	Ø71	76.00
	915.028.700 D	Phase-cut	30	138 x 44 x 30	Ø54	83.00
	915.027.700 DIG	DALI/TouchDIM	30	147 x 44 x 30	Ø74	95.00
	915.037.600 DT8	DALI DT8	11-22	117 x 46 x 29	Ø60	101.00

Cavity adapter	Article	EURO
Suitable for mounting in suspended ceilings and installation housing; housing: steel; order control gear separately	4110.250.11.□	85.00


Colour code (□) 2 black RAL 9005 | 3 white RAL 9003 | 8 white aluminium




KIVO optional accessories

Casambi Bluetooth module	Article	Function	Dimensions	EURO
Suitable for connection to DALI lamps; Controllable via bluetooth using the Casambi-App; Allows simultaneous control of up to 20 DALI lamps per modul; Please consider the compatibility of dimmers at ribag.com/downloads	915.000 DIG	for controlling single color lamps	82 x 26 x 20	194.00
	915.000 DT8	for controlling tunable white lamps	82 x 26 x 20	194.00

KLEEN luminaires types


Ceiling luminaires with integrated control gear		Article	Watt	↕°	Lumen	Kelvin	Lenght	EURO	
	Phase-cut	4210.040.27.□ D	11	60	650	2700	417	460.00	
		4210.040.30.□ D	11	60	760	3000	417	460.00	
	direct light		4210.080.27.□ D	17	60	970	2700	787	597.00
			4210.080.30.□ D	17	60	1140	3000	787	597.00
			4210.120.27.□ D	22	60	1300	2700	1157	757.00
			4210.120.30.□ D	22	60	1520	3000	1157	757.00
			4213.040.27.□ D	11	30	650	2700	417	460.00
			4213.040.30.□ D	11	30	760	3000	417	460.00
			4213.080.27.□ D	17	30	970	2700	787	597.00
			4213.080.30.□ D	17	30	1140	3000	787	597.00
			4213.120.27.□ D	22	30	1300	2700	1157	757.00
			4213.120.30.□ D	22	30	1520	3000	1157	757.00
	DALI/TouchDIM		4210.040.27.□ DIG	11	60	650	2700	417	485.00
			4210.040.30.□ DIG	11	60	760	3000	417	485.00
			4210.080.27.□ DIG	17	60	970	2700	787	622.00
			4210.080.30.□ DIG	17	60	1140	3000	787	622.00
			4210.120.27.□ DIG	22	60	1300	2700	1157	775.00
			4210.120.30.□ DIG	22	60	1520	3000	1157	775.00
			4213.040.27.□ DIG	11	30	650	2700	417	485.00
			4213.040.30.□ DIG	11	30	760	3000	417	485.00
		4213.080.27.□ DIG	17	30	970	2700	787	622.00	
		4213.080.30.□ DIG	17	30	1140	3000	787	622.00	
DALI DT8		4210.040.00.□ DT8	11	60	540 - 840	2200 - 5000	417	519.00	
		4210.080.00.□ DT8	17	60	800 - 1260	2200 - 5000	787	655.00	
		4210.120.00.□ DT8	22	60	1070 - 1680	2200 - 5000	1157	796.00	
		4213.040.00.□ DT8	11	30	540 - 840	2200 - 5000	417	519.00	
		4213.080.00.□ DT8	17	30	800 - 1260	2200 - 5000	787	655.00	
		4213.120.00.□ DT8	22	30	1070 - 1680	2200 - 5000	1157	796.00	

Colour code (□) 2 black | 3 white


Pendant luminaires with integrated control gear		Article	Watt	↕°	Lumen	Kelvin	Lenght	EURO	
	DALI DT8 +	4211.120.00.□ CAS	43	60	1970 - 3100	2200 - 5000	1157	1815.00	
	Casambi	4211.190.00.□ CAS	64	60	2960 - 4650	2200 - 5000	1897	2425.00	
	DALI + Casambi		4211.120.27.□ CAS	43	60	2390	2700	1157	1741.00
			4211.120.30.□ CAS	43	60	2810	3000	1157	1741.00
			4211.190.27.□ CAS	64	60	3590	2700	1897	2334.00

direct/indirect light,
separately controllable

KLEEN luminaires types

Pendant luminaires with integrated control gear	Article	Watt	°	Lumen	Kelvin	Lenght	EURO	
 direct/indirect light, separately controllable	DALI + Casambi	4211.190.30.▬ CAS	64	60	4220	3000	1897	2334.00
	DALI	4211.120.27.▬ DIG	43	60	2390	2700	1157	1389.00
		4211.120.30.▬ DIG	43	60	2810	3000	1157	1389.00
		4211.190.27.▬ DIG	64	60	3590	2700	1897	1974.00
		4211.190.30.▬ DIG	64	60	4220	3000	1897	1974.00
	DALI DT8	4211.120.00.▬ DT8	43	60	1970 - 3100	2200 - 5000	1157	1455.00
		4211.190.00.▬ DT8	64	60	2960 - 4650	2200 - 5000	1897	2068.00

Colour code (▬) 2 black | 3 white | 16 rosé gold | 17 sand gold

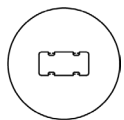
Wall luminaires with integrated control gear	Article	Watt	°	Lumen	Kelvin	Hight	EURO	
 up and down wall luminaire	Phase-cut	4212.025.27.▬ D	11	60	650	2700	35	331.00
		4212.025.30.▬ D	11	60	760	3000	35	331.00
	DALI/TouchDIM	4212.025.27.▬ DIG	11	60	650	2700	35	357.00
		4212.025.30.▬ DIG	11	60	760	3000	35	357.00
	DALI DT8	4212.025.00.▬ DT8	11	60	540 - 840	2200 - 5000	35	401.00

Colour code (▬) 2 black | 3 white

KLEEN optional accessories for ceiling- wall and pendant luminaires

Covering rosette	Article	Colour	EURO
Refined aluminium; for cable outlet openings up to Ø75 mm; tool-free installation between ceiling, wall and mounting plate	4210.090.▬	Colour code (▬)	39.00

Colour code (▬) 2 aluminium | 3 aluminium | 8 aluminium




| Ø 90 |

KLEEN optional accessoires for all variants

Casambi module	Article	Dimensions	EURO
	915.000 DIG	82 x 26 x 20	194.00
	915.000 DT8	82 x 26 x 20	194.00

METRON luminaires types

Mounted and luminaires with diffuser opal

		Article	Watt	Lumen	Kelvin	Lenght	EURO	
	on/off	4060.060.27.0	13	1400	2700	600	452.00	
	natural anodised	4060.060.30.0	13	1500	3000	600	452.00	
		4060.060.40.0	13	1560	4000	600	452.00	
Note: For pendant luminaire conversion, order pendant set as accessory		4060.090.27.0	19	2100	2700	900	501.00	
		4060.090.30.0	19	2250	3000	900	501.00	
		4060.090.40.0	19	2330	4000	900	501.00	
		4060.120.27.0	26	2800	2700	1200	543.00	
		4060.120.30.0	26	3000	3000	1200	543.00	
		4060.120.40.0	26	3110	4000	1200	543.00	
		4060.150.27.0	32	3490	2700	1500	600.00	
		4060.150.30.0	32	3750	3000	1500	600.00	
		4060.150.40.0	32	3880	4000	1500	600.00	
		4060.180.27.0	39	4190	2700	1800	650.00	
		4060.180.30.0	39	4500	3000	1800	650.00	
		4060.180.40.0	39	4660	4000	1800	650.00	
		DALI/TouchDIM	4060.060.27.0 DIG	13	1400	2700	600	558.00
		natural anodised	4060.060.30.0 DIG	13	1500	3000	600	558.00
			4060.060.40.0 DIG	13	1560	4000	600	558.00
			4060.090.27.0 DIG	19	2100	2700	900	600.00
			4060.090.30.0 DIG	19	2250	3000	900	600.00
			4060.090.40.0 DIG	19	2330	4000	900	600.00
		4060.120.27.0 DIG	26	2800	2700	1200	638.00	
		4060.120.30.0 DIG	26	3000	3000	1200	638.00	
		4060.120.40.0 DIG	26	3110	4000	1200	638.00	
		4060.150.27.0 DIG	32	3490	2700	1500	691.00	
		4060.150.30.0 DIG	32	3750	3000	1500	691.00	
		4060.150.40.0 DIG	32	3880	4000	1500	691.00	
		4060.180.27.0 DIG	39	4190	2700	1800	733.00	
		4060.180.30.0 DIG	39	4500	3000	1800	733.00	
		4060.180.40.0 DIG	39	4660	4000	1800	733.00	
	on/off	4060.060.27.┘	13	1400	2700	600	484.00	
	Colour code (┘)	4060.060.30.┘	13	1500	3000	600	484.00	
		4060.060.40.┘	13	1560	4000	600	484.00	
		4060.090.27.┘	19	2100	2700	900	541.00	
		4060.090.30.┘	19	2250	3000	900	541.00	
		4060.090.40.┘	19	2330	4000	900	541.00	
		4060.120.27.┘	26	2800	2700	1200	588.00	
		4060.120.30.┘	26	3000	3000	1200	588.00	
		4060.120.40.┘	21	3080	4000	1200	588.00	
		4060.150.27.┘	32	3490	2700	1500	649.00	
		4060.150.30.┘	32	3750	3000	1500	649.00	
		4060.150.40.┘	32	3880	4000	1500	649.00	
		4060.180.27.┘	39	4190	2700	1800	702.00	
		4060.180.30.┘	39	4500	3000	1800	702.00	
		4060.180.40.┘	39	4660	4000	1800	702.00	

Colour code (┘) 2 black RAL 9005 | 3 white RAL 9003


METRON luminaires types

**Mounted and pendant luminaires
with diffuser opal**

	Article	Watt	Lumen	Kelvin	Lenght	EURO
DALI/TouchDIM	4060.060.27.□ DIG	13	1400	2700	600	593.00
	4060.060.30.□ DIG	13	1500	3000	600	593.00
	4060.060.40.□ DIG	13	1560	4000	600	593.00
	4060.090.27.□ DIG	19	2100	2700	900	640.00
	4060.090.30.□ DIG	19	2250	3000	900	640.00
	4060.090.40.□ DIG	19	2330	4000	900	640.00
	4060.120.27.□ DIG	26	2800	2700	1200	683.00
	4060.120.30.□ DIG	26	3000	3000	1200	683.00
	4060.120.40.□ DIG	26	3110	4000	1200	683.00
	4060.150.27.□ DIG	32	3490	2700	1500	742.00
	4060.150.30.□ DIG	32	3750	3000	1500	742.00
	4060.150.40.□ DIG	32	3880	4000	1500	742.00
	4060.180.27.□ DIG	39	4190	2700	1800	788.00
	4060.180.30.□ DIG	39	4500	3000	1800	788.00
	4060.180.40.□ DIG	39	4660	4000	1800	788.00

Colour code (□) 2 black RAL 9005 | 3 white RAL 9003

**Mounted and pendant luminaires
Office, with diffuser opal,
with dot matrix**

	Article	Watt	Lumen	Kelvin	Lenght	EURO	
	on/off	4062.120.30.0	34	3170	3000	1200	593.00
	natural anodised	4062.120.40.0	34	3280	4000	1200	593.00
		4062.150.30.0	42	3960	3000	1500	657.00
	Note: For pendant lamp conversion, order pendant set as accessory	4062.150.40.0	42	4100	4000	1500	657.00
		4062.180.30.0	51	4750	3000	1800	713.00
		4062.180.40.0	51	4910	4000	1800	713.00
		DALI/TouchDIM	4062.120.30.0 DIG	34	3170	3000	1200
	natural anodised	4062.120.40.0 DIG	34	3280	4000	1200	688.00
		4062.150.30.0 DIG	42	3960	3000	1500	747.00
		4062.150.40.0 DIG	42	4100	4000	1500	747.00
4062.180.30.0 DIG		51	4750	3000	1800	795.00	
4062.180.40.0 DIG		51	4910	4000	1800	795.00	
on/off	4062.120.30.□	34	3170	3000	1200	638.00	
Colour code (□)	4062.120.40.□	34	3280	4000	1200	638.00	
	4062.150.30.□	42	3960	3000	1500	706.00	
	4062.150.40.□	42	4100	4000	1500	706.00	
	4062.180.30.□	51	4750	3000	1800	765.00	
	4062.180.40.□	51	4910	4000	1800	765.00	
DALI/TouchDIM	4062.120.30.□ DIG	34	3170	3000	1200	733.00	
Colour code (□)	4062.120.40.□ DIG	34	3280	4000	1200	733.00	
	4062.150.30.□ DIG	42	3960	3000	1500	799.00	
	4062.150.40.□ DIG	42	4100	4000	1500	799.00	
	4062.180.30.□ DIG	51	4750	3000	1800	850.00	
	4062.180.40.□ DIG	51	4910	4000	1800	850.00	

Colour code (□) 2 black RAL 9005 | 3 white RAL 9003

**METRON essential accessories
for pendant lamps**

**Pendant set for non-dimmable or
phase-cut dimmable lamps**

	Article	EURO
2 mounting brackets; 2 nickel-plated steel cable suspension, freely height-adjustable; round cable, transparent 3 × 0.75 mm ² , length 2500 mm; 2 cable holders; required for the connection of a non-dimmable or phase-cut dimmable pendant lamp	253.200.┘	114.00
	Colour code (┘) 0 natural anodised 2 black RAL 9005 3 white RAL 9003	

Pendant set for dimmable lamps

	Article	EURO
2 mounting brackets; 2 nickel-plated steel cable suspension, freely height-adjustable; round cable, transparent 5 × 0.75 mm ² , length 2500 mm; 2 cable holders; required for the connection of a dimmable pendant lamp	253.205.┘	114.00
	Colour code (┘) 0 natural anodised 2 black RAL 9005 3 white RAL 9003	

**METRON optional accessories
for pendant lamps**

Steel cable suspension

	Article	Colour	Lenght	EURO
1 Mounting bracket; 1 nickel-plated steel cable suspension, freely height-adjustable; required for the pendant suspension of several pendant lamps	253.550.0	natural anodised	2500	38.00
	253.550.2	black RAL 9005	2500	52.00
	253.550.3	white RAL 9003	2500	52.00

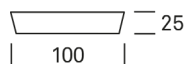
Connecting cable, 1.5 mm²

	Article	Colour	Light control	Dimensions	EURO
Required for connecting several pendant lamps	213.553.9	transparent	On/off	Ø6 x 2500	41.00
	213.555.9	transparent	DALI	Ø8 x 2500	57.00

Canopy

	Article	Ø	EURO
Suitable for vertical and horizontal cable feeds	212.500.┘	100	53.00

Colour code (┘) 0 white aluminium | 2 black | 3 white




**METRON optional accessories
for mounted lamps**

Mounting bracket set

	Article	EURO
2 mounting brackets; for free cable routing; ceiling/wall spacing 8 mm	212.100.┘	56.00
	Colour code (┘) 0 natural anodised 2 black RAL 9005 3 white RAL 9003	




**METRON optional accessories
for mounted and pendant lamps**

Connecting profile	Article	Colour	Lenght	EURO
For interconnection of single lamps (series mounting); 2 connecting plates; feed-through wiring	4060.060.00.0	natural anodised	600	98.00
	4060.090.00.0	natural anodised	900	116.00
	4060.120.00.0	natural anodised	1200	134.00
	4060.150.00.0	natural anodised	1500	149.00
	4060.180.00.0	natural anodised	1800	163.00
	4060.060.00.┘	Colour code (┘)	600	118.00
	4060.090.00.┘	Colour code (┘)	900	137.00
	4060.120.00.┘	Colour code (┘)	1200	158.00
	4060.150.00.┘	Colour code (┘)	1500	180.00
	4060.180.00.┘	Colour code (┘)	1800	200.00

Colour code (┘) 2 black RAL 9005 | 3 white RAL 9003

Connecting plate	Article	EURO
For interconnection of single lamps (series mounting); feed-through wiring 5 x 1.5 mm ²	4060.000.00.0	25.00




METRON optional accessories

Casambi Bluetooth module	Article	Dimensions	EURO
Suitable for connection to DALI lamps; Control-able via bluetooth using the Casambi-App; Allows simultaneous control of up to 20 DALI lamps per modul; Please consider the compatibility of dimmers at ribag.com/downloads	915.000 DIG	82 x 26 x 20	194.00

MILUM luminaires types

Lightline


LED modules opal omnidirectional

		Article	Watt	Lumen	Kelvin	Lenght	EURO
	Phase-cut	4171.060.27.0 D	11	960	2700	600	285.00
		4171.060.30.0 D	11	1030	3000	600	285.00
		4171.090.27.0 D	17	1440	2700	900	301.00
		4171.090.30.0 D	17	1550	3000	900	301.00
		4171.120.27.0 D	22	1920	2700	1200	318.00
		4171.120.30.0 D	22	2070	3000	1200	318.00
		4171.150.27.0 D	28	2400	2700	1500	334.00
		4171.150.30.0 D	28	2580	3000	1500	334.00
		4171.180.27.0 D	34	2880	2700	1800	351.00
		4171.180.30.0 D	34	3100	3000	1800	351.00
DALI/TouchDIM		4171.060.27.0 DIG	11	960	2700	600	306.00
		4171.060.30.0 DIG	11	1030	3000	600	306.00
		4171.090.27.0 DIG	17	1440	2700	900	325.00
		4171.090.30.0 DIG	17	1550	3000	900	325.00
		4171.120.27.0 DIG	22	1920	2700	1200	341.00
		4171.120.30.0 DIG	22	2070	3000	1200	341.00
		4171.150.27.0 DIG	28	2400	2700	1500	358.00
		4171.150.30.0 DIG	28	2580	3000	1500	358.00
		4171.180.27.0 DIG	34	2880	2700	1800	361.00
		4171.180.30.0 DIG	34	3100	3000	1800	361.00

MILUM luminaires types


Lightline

LED modules opal direct beam

		Article	Watt	Lumen	Kelvin	Lenght	EURO
	Phase-cut	4172.060.27.0 D	11	900	2700	600	285.00
		4172.060.30.0 D	11	970	3000	600	285.00
		4172.090.27.0 D	17	1350	2700	900	301.00
		4172.090.30.0 D	17	1450	3000	900	301.00
		4172.120.27.0 D	22	1800	2700	1200	318.00
		4172.120.30.0 D	22	1940	3000	1200	318.00
		4172.150.27.0 D	28	2260	2700	1500	334.00
		4172.150.30.0 D	28	2420	3000	1500	334.00
		4172.180.27.0 D	34	2710	2700	1800	351.00
	4172.180.30.0 D	34	2910	3000	1800	351.00	
	DALI/TouchDIM	4172.060.27.0 DIG	11	900	2700	600	306.00
		4172.060.30.0 DIG	11	970	3000	600	306.00
		4172.090.27.0 DIG	17	1350	2700	900	325.00
		4172.090.30.0 DIG	17	1450	3000	900	325.00
		4172.120.27.0 DIG	22	1800	2700	1200	341.00
		4172.120.30.0 DIG	22	1940	3000	1200	341.00
		4172.150.27.0 DIG	28	2260	2700	1500	358.00
		4172.150.30.0 DIG	28	2420	3000	1500	358.00
4172.180.27.0 DIG		34	2710	2700	1800	361.00	
4172.180.30.0 DIG	34	2910	3000	1800	361.00		

Downlight


LED modules of 4

		Article	°	Watt	Lumen	Kelvin	Lenght	EURO
	Phase-cut	4166.030.27.0 D	30	12	565	2700	600	291.00
		4166.030.30.0 D	30	12	600	3000	600	291.00
		4166.060.27.0 D	60	12	580	2700	600	291.00
		4166.060.30.0 D	60	12	620	3000	600	291.00
	DALI/TouchDIM	4166.030.27.0 DIG	30	12	565	2700	600	316.00
		4166.030.30.0 DIG	30	12	600	3000	600	316.00
		4166.060.27.0 DIG	60	12	580	2700	600	316.00
		4166.060.30.0 DIG	60	12	620	3000	600	316.00
DALI DT8	4166.030.00.0 DT8	30	10	320-440	2200-5000	600	363.00	
	4166.060.00.0 DT8	60	10	370-520	2200-5000	600	363.00	

Colour code () 0 natural anodised | 2 black RAL 9005 | 3 white RAL 9003


MILUM luminaires types

Downlight LED modules of 8

	Article	↙°	Watt	Lumen	Kelvin	Lenght	EURO	
	Phase-cut	4165.030.27.□ D	30	15	810	2700	900	437.00
		4165.030.30.□ D	30	15	860	3000	900	437.00
		4165.060.27.□ D	60	15	830	2700	900	437.00
		4165.060.30.□ D	60	15	890	3000	900	437.00
DALI/TouchDIM		4165.030.27.□ DIG	30	20	1130	2700	900	459.00
		4165.030.30.□ DIG	30	20	1200	3000	900	459.00
		4165.060.27.□ DIG	60	20	1160	2700	900	459.00
		4165.060.30.□ DIG	60	20	1240	3000	900	459.00
DALI DT8		4165.030.00.□ DT8	30	19	640-900	2200-5000	900	510.00
		4165.060.00.□ DT8	60	19	750-1040	2200-5000	900	510.00


Colour code (□) 0 natural anodised | 2 black RAL 9005 | 3 white RAL 9003

Wallwasher LED modules of 8

	Article	Watt	Lumen	Kelvin	Lenght	EURO	
	Phase-cut	4170.060.27.□ D	10	590	2700	600	359.00
		4170.060.30.□ D	10	590	3000	600	359.00
dimnable DALI/	4170.060.27.□ DIG	12	720	2700	600	373.00	
TouchDim	4170.060.30.□ DIG	12	720	3000	600	373.00	
DALI DT8	4170.060.00.□ DT8	10	400-580	2200-5000	600	419.00	

Colour code (□) 0 natural anodised | 2 black RAL 9005 | 3 white RAL 9003

Wallwasher 2 x LED modules of 8

	Article	Watt	Lumen	Kelvin	Lenght	EURO	
	Phase-cut	4170.120.27.□ D	20	1180	2700	1200	518.00
		4170.120.30.□ D	20	1180	3000	1200	518.00
DALI/TouchDIM		4170.120.27.□ DIG	22	1440	2700	1200	532.00
		4170.120.30.□ DIG	22	1440	3000	1200	532.00
DALI DT8	4170.120.00.□ DT8	19	800-1160	2200-5000	1200	591.00	

Colour code (□) 0 natural anodised | 2 black RAL 9005 | 3 white RAL 9003

MILUM luminaires types

**VERTICO Spotlights
LED modules 2-flame**



	Article	Watt	Lumen	Kelvin	Lenght	EURO
Phase-cut	4173.722.27.3 D	28	2460	2700	1200	1084.00
white RAL 9003	4173.722.30.3 D	28	2520	3000	1200	1084.00
DALI/TouchDIM	4173.722.27.3 DIG	28	2460	2700	1200	1097.00
white RAL 9003	4173.722.30.3 DIG	28	2520	3000	1200	1097.00
Phase-cut	4173.722.27.┘ D	28	2460	2700	1200	991.00
Colour code (┘)	4173.722.30.┘ D	28	2520	3000	1200	991.00
DALI/TouchDIM	4173.722.27.┘ DIG	28	2460	2700	1200	1008.00
Colour code (┘)	4173.722.30.┘ DIG	28	2520	3000	1200	1008.00

Colour code (┘) 0 natural anodised | 2 black anodised

**Mounted luminaires with diffuser opal
omnidirectional (without feed-through wiring)**




	Article	Watt	Lumen	Kelvin	Lenght	EURO
Phase-cut	4169.060.27.┘ D	11	960	2700	600	385.00
	4169.060.30.┘ D	11	1030	3000	600	385.00
	4169.090.27.┘ D	17	1440	2700	900	422.00
	4169.090.30.┘ D	17	1550	3000	900	422.00
	4169.120.27.┘ D	22	1920	2700	1200	457.00
	4169.120.30.┘ D	22	2070	3000	1200	457.00
	4169.150.27.┘ D	28	2400	2700	1500	499.00
	4169.150.30.┘ D	28	2580	3000	1500	499.00
	4169.180.27.┘ D	34	2880	2700	1800	554.00
	4169.180.30.┘ D	34	3100	3000	1800	554.00
DALI/TouchDIM	4169.060.27.┘ DIG	11	960	2700	600	429.00
	4169.060.30.┘ DIG	11	1030	3000	600	429.00
	4169.090.27.┘ DIG	17	1440	2700	900	446.00
	4169.090.30.┘ DIG	17	1550	3000	900	446.00
	4169.120.27.┘ DIG	22	1920	2700	1200	484.00
	4169.120.30.┘ DIG	22	2070	3000	1200	484.00
	4169.150.27.┘ DIG	28	2400	2700	1500	521.00
	4169.150.30.┘ DIG	28	2580	3000	1500	521.00
	4169.180.27.┘ DIG	34	2880	2700	1800	578.00
	4169.180.30.┘ DIG	34	3100	3000	1800	578.00

Colour code (┘) 0 natural anodised | 2 black RAL 9005 | 3 white RAL 9003

**MILUM essential accessories
for lighting system**

**Mounting rails "surface"
for system applications**

	Article	Lenght	EURO
For the installation of MILUM LED modules; mounting rail extruded aluminium; feed-through wiring 5 × 1,5 mm ² (excluding lengths 450 mm and 600 mm); 1 connector plate; 2 side covers	4174.045.00.┘	450	101.00
	4174.060.00.┘	600	115.00
	4174.090.00.┘	900	130.00
	4174.120.00.┘	1200	161.00
	4174.150.00.┘	1500	183.00
	4174.180.00.┘	1800	209.00



Colour code (┘) 0 natural anodised | 2 black RAL 9005 | 3 white RAL 9003

* Länge ohne Endkappen/Length without endcaps

**MILUM essential accessories
for pendant lamps**

**Pendant set for non-dimmable or
phase-cut dimmable lamps**

	Article	Lenght	EURO
2 mounting brackets: 2 nickel-plated steel cable suspension; round cable transparent 3 × 0,75 mm ² , freely height adjustable; 2 cable holders; required for the connection of a non-dimmable or phase-cut dimmable pendant lamp	253.200.┘	2500	114.00

Colour code (┘) 0 natural anodised | 2 black RAL 9005 | 3 white RAL 9003

Pendant set for dimmable lamps

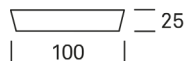
	Article	Lenght	EURO
2 mounting brackets; 2 nickel-plated steel cable suspension; round cable transparent 5 × 0,75 mm ² , freely height-adjustable; 2 cable holders; required for the connection of a dimmable pendant lamp	253.205.┘	2500	114.00

Colour code (┘) 0 natural anodised | 2 black RAL 9005 | 3 white RAL 9003

**MILUM optional accessories
for lighting system**

Canopy

	Article	Ø	EURO
Suitable for vertical and horizontal cable feeds	212.500.┘	100	53.00



Colour code (┘) 0 white aluminium | 2 black | 3 white

**Steel cable suspension
for system applications**

	Article	Colour	Lenght	EURO
1 mounting bracket; 1 nickel-plated steel cable suspension, freely height-adjustable; required for the suspension of multiple pendant lamps	253.550.0	natural anodised	2500	38.00
	253.550.┘	Colour code (┘)	2500	52.00

Colour code (┘) 2 black RAL 9005 | 3 white RAL 9003

**MILUM optional accessories
for lighting system**

**Connecting cable 1,5 mm²
for system applications**

	Article	Colour	Light control	Dimensions	EURO
Required for the connection of multiple pendant lamps	213.553.9	transparent	On/off	Ø6 x 2500	41.00
	213.555.9	transparent	DALI	Ø8 x 2500	57.00

**MILUM optional accessories
for lighting system**

Mounting bracket set

	Article	EURO
2 mounting brackets; for free cable routing; ceiling / wall spacing 8 mm	212.100.┘	56.00



Colour code (┘) 0 natural anodised | 2 black RAL 9005 | 3 white RAL 9003

Blind cover

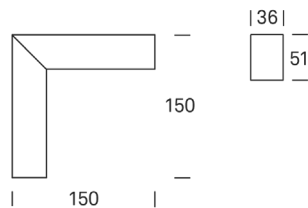
	Article	Length	EURO
For covering mounting rails; cover profile: extruded aluminium	4164.015.02.┘	150	53.00
	4164.030.02.┘	300	56.00
	4164.045.02.┘	450	63.00
	4164.060.02.┘	600	65.00
	4164.090.02.┘	900	75.00
	4164.120.02.┘	1200	85.00
	4164.150.02.┘	1500	96.00
	4164.180.02.┘	1800	106.00

Colour code (┘) 0 natural anodised | 2 black RAL 9005 | 3 white RAL 9003

**Corner connector "Surface mounting" 90°
for system applications**

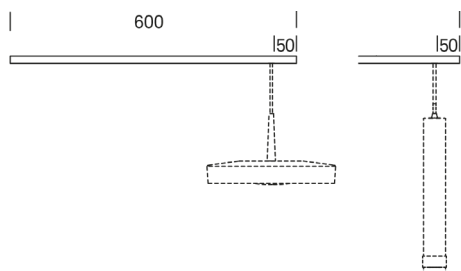
	Article	Dimensions	EURO
Feed-through wiring 5 x 1.5 mm ² ; 2 connecting plates; cover profile aluminium; Luminous corner connectors can be designed in our online configurator	4174.500.00.┘	150 x 150 x 51	186.00

Colour code (┘) 0 natural anodised | 2 black RAL 9005 | 3 white RAL 9003



**MILUM optional accessories
for lighting system**

Pendant lamp element "AC"	Article	Lenght	EURO
For integrating 1 pendant lamp KIVO 140 AC or VERTICO with a cable diameter of 6–8 mm; for direct operation on 230 V mains voltage; order mounting rail separately	4164.060.┐	600	145.00
Colour code (┐) 0 natural anodised 2 black RAL 9005 3 white RAL 9003			



MILUM optional accessories

Pendant lamp element "DC"	Article	Light control	Lenght	EURO
For integrating 1 pendant lamp KIVO 140 or 270 with a cable diameter of 6–8 mm; control gear 230 V/50 Hz; order mounting rail separately	4164.060.700.┐ D	Phase-cut	600	247.00
	4164.060.700.┐ DIG	DALI/TouchDIM	600	255.00
	4164.060.620.┐ DT8	DALI DT8	600	272.00
Colour code (┐) 0 natural anodised 2 black RAL 9005 3 white RAL 9003				



MILUM optional accessories

Casambi bluetooth module	Article	Function	Dimensions	EURO
Suitable for connection to DALI lamps; Controllable via bluetooth using the Casambi-App; Allows simultaneous control of up to 20 DALI lamps per modul; Please consider the compatibility of dimmers at ribag.com/downloads	915.000 DIG	for controlling single color lamps	82 x 26 x 20	194.00
	915.000 DT8	for controlling tunable white lamps	82 x 26 x 20	194.00

PUNTO luminaires types

Mounted luminaires Ø120 mm



	Article	Watt	Lumen	Kelvin	Ø	EURO
on/off	4051.120.27.□	4	490	2700	120	298.00
	4051.120.30.□	4	510	3000	120	298.00
DALI	4051.120.27.□ DIG	4	490	2700	120	359.00
	4051.120.30.□ DIG	4	510	3000	120	359.00

Colour code (□) 3 white | 8 white aluminium

Mounted luminaires Ø120 mm with external control gear



	Article	Watt	Lumen	Kelvin	Ø	EURO
white aluminium	4050.120.27.8	4	490	2700	120	204.00
	4050.120.30.8	4	510	3000	120	204.00

Note: Order control gear separately; constant current 250 mA

Mounted luminaires Ø250/320/420 mm



	Article	Watt	Lumen	Kelvin	Ø	EURO
on/off	4051.250.27.8	10	1170	2700	250	471.00
	4051.250.30.8	10	1230	3000	250	471.00
white aluminium	4051.320.27.8	13	1560	2700	320	529.00
	4051.320.30.8	13	1630	3000	320	529.00
	4051.420.27.8	21	2540	2700	420	683.00
	4051.420.30.8	21	2650	3000	420	683.00
DALI/TouchDIM	4051.250.27.8 DIG	10	1170	2700	250	538.00
white aluminium	4051.250.30.8 DIG	10	1230	3000	250	538.00
	4051.320.27.8 DIG	13	1560	2700	320	588.00
	4051.320.30.8 DIG	13	1630	3000	320	588.00
	4051.420.27.8 DIG	21	2540	2700	420	693.00
	4051.420.30.8 DIG	21	2650	3000	420	693.00

Mounted luminaires Ø250/320/420 mm with external control gear



	Article	Watt	Lumen	Kelvin	Ø	EURO
white aluminium	4050.250.27.8	9	1170	2700	250	340.00
	4050.250.30.8	9	1230	3000	250	340.00
	4050.320.27.8	11	1560	2700	320	389.00
	4050.320.30.8	11	1630	3000	320	389.00
	4050.420.27.8	19	2540	2700	420	591.00
	4050.420.30.8	19	2650	3000	420	591.00

Note: Order control gear separately; constant current 500 mA

**PUNTO essential accessories
for mounted lamps Ø120 mm with external control gear**

Control gears	Article	Light control	Watt	Dimensions	Ø	EURO
Control gears EB 230 V/50 Hz; constant current 250 mA; with short circuit and overload protected; max. 1 lamp per control gear	915.006.250	On/off	4	40 x 42 x 22	Ø50	40.00
	915.019.250 DIG	DALI/TouchDIM	4	122 x 40 x 25	Ø62	84.00

**PUNTO optional accessories
for mounted lamps Ø120 mm with external control gear**

Cavity adapter	Article	EURO
Suitable for mounting in hollow ceilings and in installation housing; for ceiling cutouts Ø68–75 mm; for ceiling thickness 1–25 mm	4050.901.9	40.00



**PUNTO essential accessories
for mounted lamps Ø250/320/420 mm with external control gear**

Control gears	Article	Light control	Watt	Dimensions	Ø	EURO
Control gears 230 V/50 Hz; constant current 500 mA; with short circuit and overload protected; max. 1 lamp per control gear	915.012.500	On/off	9-11	115 x 34 x 19	Ø39	42.00
	915.024.500	On/off	19	103 x 67 x 21	Ø71	76.00
	915.019.500 DIG	DALI/TouchDIM	9-11	135 x 44 x 27	Ø60	81.00
	915.027.500 DIG	DALI/TouchDIM	19	103 x 67 x 30	Ø74	106.00

PUNTO optional accessories

Casambi Bluetooth module	Article	Lenght	EURO
Suitable for connection to DALI lamps; Control- lable via bluetooth using the Casambi-App; Allows simultaneous control of up to 20 DALI lamps per modul; Please consider the compati- bility of dimmers at ribag.com/downloads	915.000 DIG	82 x 26 x 20	194.00

RAYM luminaires types

Recessed spotlight 700 for installation with mounting accessories



Note:

Order control gear separately;
constant current 450 mA, 500 mA DT8

Article	°	Watt	Lumen	Kelvin	Height	EURO
4190.016.00.0	16	9	330-500	2200-5000	87	148.00
4190.016.27.0	16	8	510	2700	87	117.00
4190.016.30.0	16	8	540	3000	87	117.00
4190.030.00.0	30	9	490-740	2200-5000	100	141.00
4190.030.27.0	30	8	740	2700	100	110.00
4190.030.30.0	30	8	780	3000	100	110.00
4190.050.00.0	50	9	520-780	2200-5000	87	141.00
4190.050.27.0	50	8	780	2700	87	110.00
4190.050.30.0	50	8	830	3000	87	110.00

Recessed spotlight 1400 for installation with mounting accessories



Note:

Order control gear separately;
constant current 450 mA, 800 mA DT8

Article	°	Watt	Lumen	Kelvin	Height	EURO
4191.016.00.0	16	14	530-800	2200-5000	100	168.00
4191.016.27.0	16	17	880	2700	100	135.00
4191.016.30.0	16	17	930	3000	100	135.00
4191.030.00.0	30	14	780-1180	2200-5000	113	161.00
4191.030.27.0	30	17	1290	2700	113	128.00
4191.030.30.0	30	17	1360	3000	113	128.00
4191.050.00.0	50	14	830-1250	2200-5000	100	161.00
4191.050.27.0	50	17	1370	2700	100	128.00
4191.050.30.0	50	17	1450	3000	100	128.00

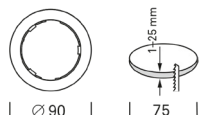
RAYM essential accessories for stand-alone solutions

Mounting ring 90

For toolless mounting of 1 RAYM LED module
700 or 1400 in cavity ceilings, ceiling thickness
1–25 mm; reflector trims ordered separately

Article	Material	Ø	EURO
4192.090.00.┐	Polycarbonate V0	Ø75	15.00

Colour code (┐) 2 black | 3 white



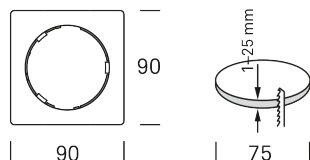
RAYM essential accessories for stand-alone solutions

Mounting frames 90 x 90

For toolless mounting of 1 RAYM LED module
700 or 1400 in cavity ceilings, ceiling thickness
1–25 mm; reflector trims ordered separately

Article	Material	Ø	EURO
4193.090.00.┐	Polycarbonate V0	Ø75	16.00

Colour code (┐) 2 black | 3 white



**RAYM essential accessories
for stand-alone solutions**

Reflector trims	Article	Material	Colour	EURO
For the individual design of RAYM recessed lamps	4195.067.03.2	Polycarbonate V0	black	9.00
	4195.067.03.3	Polycarbonate V0	white	9.00
	4195.067.03.8	Polycarbonate V0	white aluminium	11.00
	4195.067.03.16	Polycarbonate V0	rose gold	11.00
	4195.067.03.17	Polycarbonate V0	sand gold	11.00

External control gears	Article	Light control	Watt	Dimensions	Ø	EURO
Control gears 230 V/50 Hz incl. connector cable with plug connection, length 350 mm; constant current 450 mA (18/36 V), 500 mA DT8 recessed spotlight 700, 800 mA DT8 recessed spotlight 1400; with short-circuit and overload protection; 1 RAYM LED module per control gear	915.020.450.01 D	Phase-cut	8-17	111 x 52 x 22	Ø55	53.00
	915.018.450.01 DIG	DALI/TouchDIM	8-17	120 x 51 x 29	Ø60	84.00
	915.031.500 DT8	DALI DT8	9	117 x 46 x 29	Ø50	101.00
	915.035.800 DT8	DALI DT8	14	117 x 46 x 29	Ø50	101.00

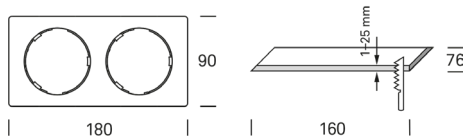
**RAYM essential accessories
for stand-alone solutions 1400**

Special front part Ø75 mm	Article	EURO
Needed for the installation of 1 RAYM LED module 1400 in concrete installation housing Kaiser Halox-0 no. 1282-30 for exposed concrete (ordered separately); mounting accessories ordered separately	1282-RI75	59.00

**RAYM essential accessories
for 2 gang applications LED module 700**

Mounting frames 2-gang, 90 x 180	Article	Material	EURO
For toolless mounting of 2 RAYM LED modules 700 in cavity ceilings, ceiling thickness 1–25 mm; reflector trims ordered separately	4193.180.00.┘	Polycarbonate V0	31.00

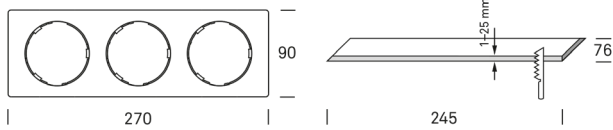
Colour code (┘) 2 black | 3 white



External control gears	Article	Light control	Watt	Dimensions	EURO
Control gears 230 V/50 Hz incl. connector cable with plug connection, length 350 mm; constant current 450 mA (2 x 18 V); with short-circuit and overload protection; 2 RAYM LED modules 700 per control gear	915.020.450.02 D	Phase-cut	2 x 8	111 x 52 x 22	58.00
	915.018.450.02 DIG	DALI/TouchDIM	2 x 8	120 x 51 x 29	88.00

**RAYM essential accessories
for 3-gang applications module 700**

Mounting frames 3-gang, 90 x 270	Article	Material	EURO
For toolless mounting of 3 RAYM LED modules 700 in cavity ceilings, ceiling thickness 1–25 mm; reflector trims ordered separately	4193.270.00.□	Polycarbonate V0	45.00
Colour code (□) 2 black 3 white			



External control gears	Article	Light control	Watt	Dimensions	EURO
Control gears 230 V/50 Hz incl. connector cable with plug connection, length 350 mm; constant current 450 mA (3 x 18 V); with short-circuit and overload protection; 3 RAYM LED modules 700 per control gear	915.030.450.03 D	Phase-cut	3 x 8	180 x 60 x 35	62.00
	915.042.450.03 DIG	DALI/TouchDIM	3 x 8	103 x 67 x 22	92.00

**RAYM optional accessories
for all variants**

Cover glass for IP protection level 44	Article	EURO
Real glass T 98 %, anti-glare, scratch-, dirt-, fingerprint-resistant; for insertion into RAYM LED lamp modules	4152.111.00.0	12.00

Extension cable	Article	EURO
Extension cable DC (SELV) with plug connectors; suitable for extending the connection cables between the operating device and LED module; max. 1 extension cable between operating device and LED module; length 2000 mm; not compatible with DALI/DT8	4196.200.2	13.00

Casambi Bluetooth module	Article	Function	Dimensions	EURO
Suitable for connection to DALI lamps; Controllable via bluetooth using the Casambi-App; Allows simultaneous control of up to 20 DALI lamps per modul; Please consider the compatibility of dimmers at ribag.com/downloads	915.000 DIG	for controlling single color lamps	82 x 26 x 20	194.00
	915.000 DT8	for controlling tunable white lamps	82 x 26 x 20	194.00

SCOPY luminaires types

Spots



Article	°	Watt	Lumen	Kelvin	Lenght	EURO
4200.000.00.□	20 - 70	4	87 - 193	2200 - 5000		92.00
4200.000.27.□	20 - 70	4	122 - 198	2700		82.00
4200.000.30.□	20 - 70	4	126 - 205	3000		82.00

Colour code (□) 2 black | 3 white | 8 white aluminium | 16 rose gold | 17 sand gold

Note:

Order control gear/modules separately;
constant current 450 mA, DT8 300 mA

Pendant luminaires



Article	°	Watt	Lumen	Kelvin	Lenght	EURO
4201.430.00.□	70	4	150 - 193	2200 - 5000	430	203.00
4201.430.27.□	70	4	198	2700	430	187.00
4201.430.30.□	70	4	205	3000	430	187.00

Colour code (□) 2 black | 3 white | 8 white aluminium | 16 rose gold | 17 sand gold

Note:

Order control gear/modules separately;
constant current 450 mA, DT8 300 mA

SCOPY essential accessories for integration in MILUM mounting rails

SCOPY module of 1

For tool-less installation of 1 spot or pendant lamp on MILUM mounting rails (order separately); aluminium housing, polycarbonate V0; control gear 230 V/50 Hz

Article	Light control	Watt	Lenght	EURO
4203.300.□ D	Phase-cut	4	300	137.00
4203.300.□ DIG	DALI/TouchDIM	4	300	168.00
4203.300.□ DT8	DALI DT8	4	300	188.00

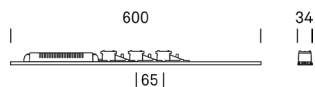


Colour code (□) 0 natural anodised | 2 black RAL 9005 | 3 white RAL 9003

SCOPY module of 3

For tool-less installation of 3 spots or pendant lamps on MILUM mounting rails (order separately); aluminium housing, polycarbonate V0; control gear 230 V/50 Hz; spot and pendant lamp can be placed flexibly

Article	Light control	Watt	Lenght	EURO
4203.600.□ D	Phase-cut	12	600	214.00
4203.600.□ DIG	DALI/TouchDIM	12	600	242.00
4203.600.□ DT8	DALI DT8	12	600	303.00

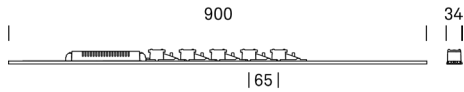


Colour code (□) 0 natural anodised | 2 black RAL 9005 | 3 white RAL 9003

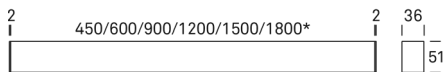
**SCOPY essential accessories
for integration in MILUM mounting rails**

SCOPY module of 5	Article	Light control	Watt	Lenght	EURO
For tool-less installation of 3 spots or pendant lamps on MILUM mounting rails (order separately); aluminium housing, polycarbonate V0; control gear 230 V/50 Hz; spot and pendant lamp can be placed flexibly	4203.900.┐ D	Phase-cut	20	900	258.00
	4203.900.┐ DIG	DALI/TouchDIM	20	900	286.00

Colour code (┐) 0 natural anodised | 2 black RAL 9005 | 3 white RAL 9003



Mounting rails "surface mounting" for system applications	Article	Lenght	EURO
For the installation of SCOPY LED modules; mounting rail extruded aluminium; feedthrough wiring 5 × 1,5 mm ² (excluding lengths 450 mm and 600 mm); 1 connecting plate; 2 side covers	4174.045.00.┐	450	101.00
	4174.060.00.┐	600	115.00
	4174.090.00.┐	900	130.00
	4174.120.00.┐	1200	161.00
	4174.150.00.┐	1500	183.00
	4174.180.00.┐	1800	209.00



Colour code (┐) 0 natural anodised | 2 black RAL 9005 | 3 white RAL 9003

* Länge ohne Endkappen/Length without endcaps

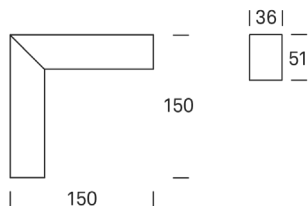
**SCOPY optional accessories
for integration in MILUM**

Blind cover	Article	Lenght	EURO
For covering mounting rails; cover profile: extruded aluminium	4164.015.02.┐	150	53.00
	4164.030.02.┐	300	56.00
	4164.045.02.┐	450	63.00
	4164.060.02.┐	600	65.00
	4164.090.02.┐	900	75.00
	4164.120.02.┐	1200	85.00
	4164.150.02.┐	1500	96.00
	4164.180.02.┐	1800	106.00

Colour code (┐) 0 natural anodised | 2 black RAL 9005 | 3 white RAL 9003

Corner connector "Surface mounting" 90° for system applications	Article	Dimensions	EURO
Feed-through wiring 5 × 1.5 mm ² ; 2 connecting plates; cover profile aluminium	4174.500.00.┐	150 x 150 x 51	186.00

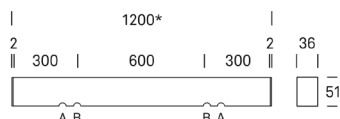
Colour code (┐) 0 natural anodised | 2 black RAL 9005 | 3 white RAL 9003



SCOPY essential accessories

SCOPY mounting rails for 4 lamps

For tool-less installation of 2 pendant lamps and 2 spots (order separately) incl. MILUM mounting rails; aluminium housing, polycarbonate V0; control gear 230 V/50 Hz; circuits for separate control of spots (A) and pendant lamps (B)



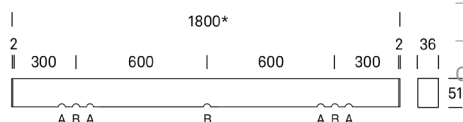
* Länge ohne Endkappen/Length without endcaps

Article	Light control	Watt	Lenght	EURO
4203.120.0.□ CAS	DALI + Casambi	16	1200	1230.00
4203.120.1.□ CAS	DALI DT8 + Casambi	16	1200	1297.00
4203.120.0.□ D	Phase-cut	16	1200	784.00
4203.120.0.□ DIG	DALI/TouchDIM	16	1200	819.00
4203.120.0.□ DT8	DALI DT8	16	1200	880.00

Colour code (□) 0 natural anodised | 2 black RAL 9005 | 3 white RAL 9003

SCOPY mounting rails for 7 lamps

For tool-less installation of 3 pendant lamps and 4 spots (order separately) incl. MILUM mounting rails; aluminium housing, polycarbonate V0; control gear 230 V/50 Hz; circuits for separate control of spots (A) and pendant lamps (B)



* Länge ohne Endkappen/Length without endcaps

Article	Light control	Watt	Lenght	EURO
4203.180.0.0 DT8	DALI DT8	28	1800	982.00
4203.180.0.□ CAS	DALI + Casambi	28	1800	1411.00
4203.180.1.□ CAS	DALI DT8 + Casambi	28	1800	1478.00
4203.180.0.□ D	Phase-cut	28	1800	921.00
4203.180.0.□ DIG	DALI/TouchDIM	28	1800	950.00
4203.180.0.□ DT8	DALI DT8	28	1800	1012.00

Colour code (□) 0 natural anodised | 2 black RAL 9005 | 3 white RAL 9003

Connecting plates

For the connection of multiple SCOPY mounting rails

Article	EURO
4174.000.00.0	26.00

SCOPY essential accessories for pendant applications with mounting rails

Pendant set for nondimmable or phasecut dimmable lamps

2 mounting brackets: 2 nickel-plated steel cable suspension; round cable transparent 3 x 0,75 mm², freely height adjustable; 2 cable holders; required for the connection of a non-dimmable or phase-cut dimmable pendant lamp

Article	Lenght	EURO
253.200.□	2500	114.00

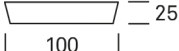
Colour code (□) 0 natural anodised | 2 black RAL 9005 | 3 white RAL 9003

**SCOPY essential accessories
for pendant applications with mounting rails**

Pendant set for dimmable lamps	Article	Lenght	EURO
2 mounting brackets; 2 nickel-plated steel cable suspension; round cable transparent 5 × 0,75 mm ² , freely height-adjustable; 2 cable holders; required for the connection of a dimmable pendant lamp	253.205.┘	2500	114.00
	Colour code (┘) 0 natural anodised 2 black RAL 9005 3 white RAL 9003		

**SCOPY optional accessories
for pendant applications with mounting rails**


Canopy	Article	∅	EURO
Suitable for vertical and horizontal cable feeds	212.500.┘	100	53.00
	Colour code (┘) 0 white aluminium 2 black 3 white		



Steel cable suspension for system applications	Article	Colour	Lenght	EURO
1 mounting bracket; 1 nickel-plated steel cable suspension, freely height-adjustable; required for the suspension of multiple pendant lamps	253.550.0	natural anodised	2500	38.00
	253.550.2	black RAL 9005	2500	52.00
	253.550.3	white RAL 9003	2500	52.00

Connecting cable 1,5 mm ² for system applications	Article	Colour	Light control	Dimensions	EURO
Required for the connection of several pendant lamps	213.553.9	transparent	On/off	∅6 x 2500	41.00
	213.555.9	transparent	DALI	∅8 x 2500	57.00

Mounting bracket set	Article	EURO
2 mounting brackets; for free cable routing; ceiling / wall spacing 8 mm	212.100.┘	56.00
	Colour code (┘) 0 natural anodised 2 black RAL 9005 3 white RAL 9003	



**SCOPY essential accessories
for installation with RAYM mounting rings/frame and rimless installation**

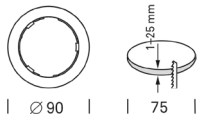
SCOPY insert of 2 for RAYM mounting ring/frame	Article	Material	Light control	EURO
For tool-less installation of 2 SCOPY lamps, in RAYM mounting ring/frame (order separately)	4197.060.02.┘	Polycarbonat V0	for Single Colour applications	67.00
	4197.060.04.┘	Polycarbonat V0	for Tunable White applications	76.00

	Colour code (┘) 2 black 3 white			
--	-----------------------------------	--	--	--

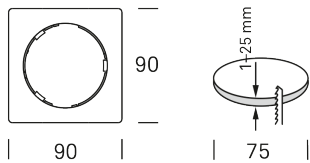


SCOPY essential accessories
for installation with RAYM mounting rings/frame and rimless installation

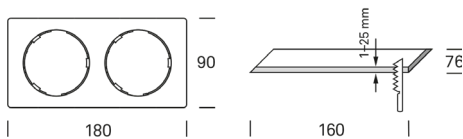
Mounting ring 90	Article	Material	Ø	EURO
For tool-less mounting of 2 SCOPY lamps and one SCOPY insert (order separately) in cavity ceilings, ceiling thickness 1–25 mm	4192.090.00.┘	Polycarbonate V0	Ø75	15.00
Colour code (┘) 2 black 3 white				



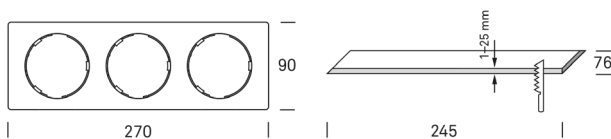
Mounting frames 90 × 90	Article	Material	Ø	EURO
For tool-less mounting of 2 SCOPY lamps and one SCOPY insert (order separately) in cavity ceilings, ceiling thickness 1–25 mm	4193.090.00.┘	Polycarbonate V0	Ø75	16.00
Colour code (┘) 2 black 3 white				



Mounting frames 2-gang, 90 × 180	Article	Material	EURO
For tool-less mounting of 4 SCOPY lamps and 2 SCOPY inserts (order separately) in cavity ceilings, ceiling thickness 1–25 mm	4193.180.00.┘	Polycarbonate V0	31.00
Colour code (┘) 2 black 3 white			



Mounting frames 3-gang, 90 × 270	Article	Material	EURO
For tool-less mounting of 6 SCOPY lamps and 3 SCOPY inserts (order separately) in cavity ceilings, ceiling thickness 1–25 mm	4193.270.00.┘	Polycarbonate V0	45.00
Colour code (┘) 2 black 3 white			



SCOPY

SCOPY essential accessories**for installation with RAYM mounting rings/frame and rimless installation**

External control gears for 1 SCOPY insert	Article	Light control	Watt	Dimensions	Ø	EURO
Control gears 230 V/50 Hz incl. connector cable with plug connection, length 350 mm; constant current 450 mA, 300 mA DT8	915.020.450.01 D	Phase-cut	8-17	111 x 52 x 22	Ø55	53.00
	915.018.450.01 DIG	DALI/TouchDIM	8-17	120 x 51 x 29	Ø60	84.00
	915.020.300.01 DT8	DALI DT8	20	117 x 46 x 29	Ø52	101.00

External control gears for 2 SCOPY inserts	Article	Light control	Watt	Dimensions	Ø	EURO
Control gears 230 V/50 Hz incl. connecting cable with plug connection, length 350 mm; constant current 450 mA	915.020.450.02 D	Phase-cut	2 x 8	111 x 52 x 22	Ø57	58.00
	915.018.450.02 DIG	DALI/TouchDIM	2 x 8	120 x 51 x 29	Ø60	88.00

External control gears for 3 SCOPY inserts	Article	Light control	Watt	Dimensions	Ø	EURO
Control gears 230 V/50 Hz incl. connecting cable with plug connection, length 350 mm; constant current 450 mA	915.030.450.03 D	Phase-cut	3 x 8	180 x 60 x 35	Ø70	62.00
	915.042.450.03 DIG	DALI/TouchDIM	3 x 8	103 x 67 x 22	Ø71	92.00

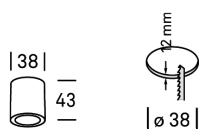
Extension cable	Article	Function	EURO
Extension cable DC (SELV) with plug connection; suitable for extending the connection cables between the operating device and LED module; max. 1 extension cable between operating device and LED module; length 2000 mm	4196.200.2	Single Colour	13.00
	4196.200.3	Tunable White	17.00

**SCOPY essential accessories
for single-installations with external control gear**

SCOPY single installation housing for wooden ceilings

	Article	Function	Dimensions	Ø	EURO
For the installation of 1 SCOPY lamp in wood, fixing by grub screws, tools included	4205.038.01.□	1 luminaire, single color	Ø38 x 43	Ø38	37.00
	4205.038.02.□	1 luminaire, tunable white	Ø38 x 43	Ø38	41.00

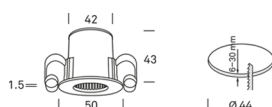
Colour code (□) 2 black | 3 white



SCOPY single installation housing with cover ring

	Article	Function	Dimensions	Ø	EURO
For the installation of 1 SCOPY lamp in plaster-board, acoustic and wooden ceilings, for ceiling openings of Ø 44 mm and ceiling thicknesses of 6 - 30 mm	4205.044.01.□	1 luminaire, single color	Ø42 x 43	Ø44	37.00
	4205.044.02.□	1 luminaire, tunable white	Ø42 x 43	Ø44	41.00

Colour code (□) 2 black | 3 white



External control gears for 1 - 2 lamps

	Article	Light control	Watt	Dimensions	Ø	EURO
Control gears 230 V/50 Hz; constant current 450 mA; incl. distribution terminal	915.008.450 D	Phase-cut	8	135 x 30 x 20	Ø38	62.00

External control gears for 3 - 5 lamps

	Article	Light control	Watt	Dimensions	Ø	EURO
Control gears 230 V/50 Hz; constant current 450 mA; incl. distribution terminal	915.020.450.03 D	Phase-cut	20	120 x 30 x 20	Ø38	72.00

External control gears for 1 - 4 lamps

	Article	Light control	Watt	Dimensions	Ø	EURO
Control gears 230 V/50 Hz; constant current 450 mA; incl. distribution terminal	915.018.450.04 DIG	DALI/TouchDIM	18	120 x 30 x 20	Ø38	84.00

**SCOPY essential accessories
for single-installations with external control gear**

External control gears for 1 lamp	Article	Light control	Watt	Dimensions		EURO
Control gear 230 V/50 Hz; constant current 300 mA	915.004.300 DT8	DALI DT8	4	120 x 30 x 20	Ø38	93.00

SCOPY optional accessories

Casambi Bluetooth module	Article	Function	Dimensions	EURO
Suitable for connection to DALI lamps; Controllable via bluetooth using the Casambi-App; Allows simultaneous control of up to 20 DALI lamps per modul; Please consider the compatibility of dimmers at ribag.com/downloads	915.000 DIG	for controlling single color lamps	82 x 26 x 20	194.00
	915.000 DT8	for controlling tunable white lamps	82 x 26 x 20	194.00

SPARK luminaires types

Ceiling luminaires



	Article	°	Watt	Lumen	Kelvin	Dimensions	EURO
Phase-cut	4155.000.27.▬ D	asym/50	11	1000	2700	Ø85 x 110	232.00
	4155.000.30.▬ D	asym/50	11	1050	3000	Ø85 x 110	232.00
	4155.016.27.▬ D	16	11	640	2700	Ø85 x 110	204.00
	4155.016.30.▬ D	16	11	680	3000	Ø85 x 110	204.00
	4155.030.27.▬ D	30	11	940	2700	Ø85 x 110	197.00
	4155.030.30.▬ D	30	11	990	3000	Ø85 x 110	197.00
	4155.050.27.▬ D	50	11	1000	2700	Ø85 x 110	197.00
	4155.050.30.▬ D	50	11	1050	3000	Ø85 x 110	197.00
	4155.070.27.▬ D	70	11	1060	2700	Ø85 x 110	197.00
	4155.070.30.▬ D	70	11	1120	3000	Ø85 x 110	197.00
DALI/TouchDIM	4155.000.27.▬ DIG	asym/50	11	1000	2700	Ø85 x 110	256.00
	4155.000.30.▬ DIG	asym/50	11	1050	3000	Ø85 x 110	256.00
	4155.016.27.▬ DIG	16	11	640	2700	Ø85 x 110	236.00
	4155.016.30.▬ DIG	16	11	680	3000	Ø85 x 110	236.00
	4155.030.27.▬ DIG	30	11	940	2700	Ø85 x 110	229.00
	4155.030.30.▬ DIG	30	11	990	3000	Ø85 x 110	229.00
	4155.050.27.▬ DIG	50	11	1000	2700	Ø85 x 110	229.00
	4155.050.30.▬ DIG	50	11	1050	3000	Ø85 x 110	229.00
	4155.070.27.▬ DIG	70	11	1060	2700	Ø85 x 110	229.00
	4155.070.30.▬ DIG	70	11	1120	3000	Ø85 x 110	229.00
DALI DT8	4155.000.00.▬ DT8	asym/50	9	520-780	2200-5000	Ø85 x 110	295.00
	4155.016.00.▬ DT8	16	9	330-500	2200-5000	Ø85 x 110	268.00
	4155.030.00.▬ DT8	30	9	490-740	2200-5000	Ø85 x 110	261.00
	4155.050.00.▬ DT8	50	9	520-780	2200-5000	Ø85 x 110	261.00
	4155.070.00.▬ DT8	70	9	550-830	2200-5000	Ø85 x 110	261.00

Colour code (▬) 2 black | 3 white

SPARK luminaires types

Recessed spotlight 800 for installation with mounting accessories



Note:
Order control gear separately; constant current
450 mA, 500 mA DT8

Article	↘°	Watt	Lumen	Kelvin	Hight	EURO
4150.000.00.....	asym./50	9	520-780	2200-5000	66	145.00
4150.000.27.....	asym./50	8	780	2700	66	114.00
4150.000.30.....	asym./50	8	830	3000	66	114.00
4150.016.00.....	16	9	330-500	2200-5000	66	145.00
4150.016.27.....	16	8	510	2700	66	114.00
4150.016.30.....	16	8	540	3000	66	114.00
4150.030.00.....	30	9	490-740	2200-5000	79	137.00
4150.030.27.....	30	8	740	2700	79	107.00
4150.030.30.....	30	8	780	3000	79	107.00
4150.050.00.....	50	9	520-780	2200-5000	66	137.00
4150.050.27.....	50	8	780	2700	66	107.00
4150.050.30.....	50	8	830	3000	66	107.00
4150.070.00.....	70	9	550-830	2200-5000	56	137.00
4150.070.27.....	70	8	830	2700	56	107.00
4150.070.30.....	70	8	880	3000	56	107.00

Article supplement see following page

Recessed spotlight 1400 for installation with mounting accessories



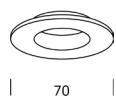
Note:
Order control gear separately;
constant current 450 mA, 800 mA DT8

Article	↘°	Watt	Lumen	Kelvin	Hight	EURO
4151.000.00.....	asym./50	14	830-1250	2200-5000	82	165.00
4151.000.27.....	asym./50	17	1370	2700	82	133.00
4151.000.30.....	asym./50	17	1450	3000	82	133.00
4151.016.00.....	16	14	530-800	2200-5000	82	166.00
4151.016.27.....	16	16	880	2700	82	133.00
4151.016.30.....	16	16	930	3000	82	133.00
4151.030.00.....	30	14	780-1180	2200-5000	95	158.00
4151.030.27.....	30	17	1290	2700	95	126.00
4151.030.30.....	30	17	1360	3000	95	126.00
4151.050.00.....	50	14	830-1250	2200-5000	82	158.00
4151.050.27.....	50	17	1370	2700	82	126.00
4151.050.30.....	50	17	1450	3000	82	126.00
4151.070.00.....	70	14	880-1330	2200-5000	72	156.00
4151.070.27.....	70	17	1450	2700	72	126.00
4151.070.30.....	70	17	1530	3000	72	126.00

Article supplement see following page

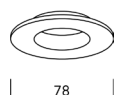
SPARK luminaires types

Cover ring 70



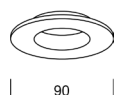
Article	Material	Colour	Ø	⌀	EURO
....0702	polycarbonat V0	black	70	Ø60	6.00
....0703	polycarbonat V0	white	70	Ø60	6.00
....0708	polycarbonat V0	white aluminium	70	Ø60	8.00
....0716	polycarbonat V0	rose gold	70	Ø60	8.00
....0717	polycarbonat V0	sand gold	70	Ø60	8.00

Cover ring 78



Article	Material	Colour	Ø	⌀	EURO
....0782	polycarbonat V0	black	78	Ø68	7.00
....0783	polycarbonat V0	white	78	Ø68	7.00
....0788	polycarbonat V0	white aluminium	78	Ø68	9.00
....0796	polycarbonat V0	rose gold	78	Ø68	9.00
....0797	polycarbonat V0	sand gold	78	Ø68	9.00

Cover ring 90



Article	Material	Colour	Ø	⌀	EURO
....0852	polycarbonat V0	black	90	Ø75	8.00
....0853	polycarbonat V0	white	90	Ø75	8.00
....0858	polycarbonat V0	white aluminium	90	Ø75	11.00
....0866	polycarbonat V0	rose gold	90	Ø75	11.00
....0867	polycarbonat V0	sand gold	90	Ø75	11.00

Cover ring for rimless installation with mounting ring for wood or wooden composite ceilings



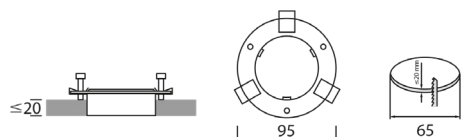
Article	Material	Colour	Ø	EURO
....0602	polycarbonat V0	black	58	5.00

SPARK essential accessories for rimless installation with installation ring

Installation ring for rimless installation in wood or wooden composite ceilings

For rimless installation in wood or wooden composites, ceiling thicknesses up to 20 mm, rear mounting required; height adjustable with levelling screws

Article	Material	Colour	⌀	EURO
4152.060.04.2	Polycarbonat V0	black	Ø65	29.00



**SPARK essential accessories
for all variants**

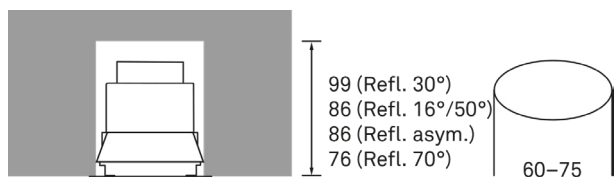
External control gears	Article	Light control	Watt	Dimensions	Ø	EURO
Control gear 230 V/50 Hz incl. connecting cable with plug connector, length 350 mm; constant current 450 mA (18/36 V), 500 mA DT8 recessed lamp 800, 800 mA DT8 recessed lamp 1400; with short-circuit and overload protection; max. 1 lamp per control gear	915.020.450.01 D	Phase-cut	8-17	111 x 52 x 22	Ø55	53.00
	915.018.450.01 DIG	DALI/TouchDIM	8-17	120 x 51 x 29	Ø60	84.00
	915.031.500 DT8	DALI DT8	9	117 x 46 x 29	Ø50	101.00
	915.035.800 DT8	DALI DT8	14	117 x 46 x 29	Ø50	101.00

**SPARK optional accessories
for all variants**

Glass cover for IP protection level 54	Article	EURO
Real glass T 98 %, anti-glare, scratch-, dirt-, fingerprint-resistant; for insertion into SPARK LED lamp modules	4152.111.00.0	12.00

**SPARK optional accessories
for recessed spotlights 800**

Claw set for core hole mounting	Article	Material	EURO
For installation of SPARK 800 with cover edge in wood or concrete; suitable for core holes with ceiling thickness >25 mm Ø60–75 mm	4152.060.05.0	Polycarbonat V0	16.00



SPARK optional accessories

Casambi Bluetooth module	Article	Function	Dimensions	EURO
Suitable for connection to DALI lamps; Controllable via bluetooth using the Casambi-App; Allows simultaneous control of up to 20 DALI lamps per modul; Please consider the compatibility of dimmers at ribag.com/downloads	915.000 DIG	for controlling single color lamps	82 x 26 x 20	194.00
	915.000 DT8	for controlling tunable white lamps	82 x 26 x 20	194.00

SPINAled luminaires types

**Mounted luminaires
with acrylic glass diffuser**

		Article	Watt	Lumen	Kelvin	Lenght	EURO
	on/off	4000.060.27.0	12	1080	2700	600	409.00
	natural anodised	4000.060.30.0	12	1160	3000	600	409.00
		4000.060.40.0	12	1200	4000	600	409.00
		4000.090.27.0	17	1620	2700	900	461.00
		4000.090.30.0	17	1740	3000	900	461.00
		4000.090.40.0	17	1800	4000	900	461.00
		4000.120.27.0	23	2160	2700	1200	517.00
		4000.120.30.0	23	2320	3000	1200	517.00
		4000.120.40.0	23	2400	4000	1200	517.00
		4000.150.27.0	29	2700	2700	1500	560.00
		4000.150.30.0	29	2900	3000	1500	560.00
	4000.150.40.0	29	3000	4000	1500	560.00	
	on/off	4000.060.27.1	12	1080	2700	600	536.00
	chrome polished	4000.060.30.1	12	1160	3000	600	536.00
		4000.060.40.1	12	1200	4000	600	536.00
4000.090.27.1		17	1620	2700	900	616.00	
4000.090.30.1		17	1740	3000	900	616.00	
4000.090.40.1		17	1800	4000	900	616.00	
4000.120.27.1		23	2160	2700	1200	686.00	
4000.120.30.1		23	2320	3000	1200	686.00	
4000.120.40.1		23	2400	4000	1200	686.00	
4000.150.27.1		29	2700	2700	1500	752.00	
4000.150.30.1		29	2740	3000	1500	752.00	
4000.150.40.1	29	3000	4000	1500	752.00		
DALI/TouchDIM	4000.060.27.0 DIG	12	1080	2700	600	452.00	
natural anodised	4000.060.30.0 DIG	12	1160	3000	600	452.00	
	4000.060.40.0 DIG	12	1200	4000	600	452.00	
	4000.090.27.0 DIG	17	1620	2700	900	507.00	
	4000.090.30.0 DIG	17	1740	3000	900	507.00	
	4000.090.40.0 DIG	17	1800	4000	900	507.00	
	4000.120.27.0 DIG	23	2160	2700	1200	568.00	
	4000.120.30.0 DIG	23	2320	3000	1200	568.00	
	4000.120.40.0 DIG	23	2400	4000	1200	568.00	
	4000.150.27.0 DIG	29	2700	2700	1500	617.00	
	4000.150.30.0 DIG	29	2900	3000	1500	617.00	
4000.150.40.0 DIG	29	3000	4000	1500	617.00		

SPINAled luminaires types

Mounted luminaires with acrylic glass diffuser

	Article	Watt	Lumen	Kelvin	Lenght	EURO
DALI/TouchDIM	4000.060.27.1 DIG	12	1080	2700	600	596.00
chrome polished	4000.060.30.1 DIG	12	1160	3000	600	596.00
	4000.060.40.1 DIG	12	1200	4000	600	596.00
	4000.090.27.1 DIG	17	1620	2700	900	677.00
	4000.090.30.1 DIG	17	1740	3000	900	677.00
	4000.090.40.1 DIG	17	1800	4000	900	677.00
	4000.120.27.1 DIG	23	2160	2700	1200	746.00
	4000.120.30.1 DIG	23	2320	3000	1200	746.00
	4000.120.40.1 DIG	23	2400	4000	1200	746.00
	4000.150.27.1 DIG	29	2700	2700	1500	812.00
	4000.150.30.1 DIG	29	2740	3000	1500	812.00
	4000.150.40.1 DIG	29	3000	4000	1500	812.00

Mounted luminaires with external control gear with acrylic glass diffuser

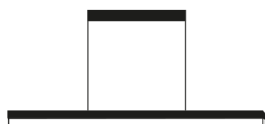
	Article	Watt	Lumen	Kelvin	Lenght	EURO	
natural anodised	4020.060.27.0	12	1080	2700	600	277.00	
	4020.060.30.0	12	1160	3000	600	277.00	
	4020.060.40.0	12	1200	4000	600	277.00	
	4020.090.27.0	17	1620	2700	900	318.00	
	4020.090.30.0	17	1740	3000	900	318.00	
	4020.090.40.0	17	1800	4000	900	318.00	
	4020.120.27.0	23	2160	2700	1200	356.00	
	4020.120.30.0	23	2320	3000	1200	356.00	
	4020.120.40.0	23	2400	4000	1200	356.00	
	4020.150.27.0	29	2700	2700	1500	392.00	
	4020.150.30.0	29	2900	3000	1500	392.00	
	4020.150.40.0	29	3000	4000	1500	392.00	
	chrome polished	4020.060.27.1	12	1080	2700	600	372.00
		4020.060.30.1	12	1160	3000	600	372.00
		4020.060.40.1	12	1200	4000	600	372.00
4020.090.27.1		17	1620	2700	900	429.00	
4020.090.30.1		17	1740	3000	900	429.00	
4020.090.40.1		17	1800	4000	900	429.00	
4020.120.27.1		23	2160	2700	1200	476.00	
4020.120.30.1		23	2320	3000	1200	476.00	
4020.120.40.1		23	2400	4000	1200	476.00	
4020.150.27.1		29	2700	2700	1500	522.00	
4020.150.30.1		29	2900	3000	1500	522.00	
4020.150.40.1		29	3000	4000	1500	522.00	

Note:

Order control gear separately;
constant current 15 watt/300 mA
for lamp length 600,
29 watt/600 mA for lamp length
900–1500

SPINAled luminaires types

**Pendant luminaires
with acrylic glass diffuser**



	Article	Watt	Lumen	Kelvin	Lenght	EURO
on/off	4014.120.27.0	23	2160	2700	1200	640.00
natural anodised	4014.120.30.0	23	2320	3000	1200	640.00
	4014.120.40.0	23	2400	4000	1200	640.00
	4014.150.27.0	29	2700	2700	1500	691.00
	4014.150.30.0	29	2900	3000	1500	718.00
	4014.150.40.0	29	3000	4000	1500	691.00
DALI/TouchDIM	4014.120.27.0 DIG	23	2160	2700	1200	688.00
natural anodised	4014.120.30.0 DIG	23	2320	3000	1200	688.00
	4014.120.40.0 DIG	23	2400	4000	1200	688.00
	4014.150.27.0 DIG	29	2700	2700	1500	740.00
	4014.150.30.0 DIG	29	2900	3000	1500	740.00
	4014.150.40.0 DIG	29	3000	4000	1500	740.00

**Mounted luminaires
with acrylic glass diffuser, with dot matrix**



	Article	Watt	Lumen	Kelvin	Lenght	EURO
on/off	4001.060.27.0	12	830	2700	600	455.00
natural anodised	4001.060.30.0	12	890	3000	600	455.00
	4001.060.40.0	12	920	4000	600	455.00
	4001.090.27.0	17	1250	2700	900	511.00
	4001.090.30.0	17	1340	3000	900	511.00
	4001.090.40.0	17	1380	4000	900	511.00
	4001.120.27.0	23	1660	2700	1200	567.00
	4001.120.30.0	23	1780	3000	1200	567.00
	4001.120.40.0	23	1840	4000	1200	567.00
	4001.150.27.0	29	2070	2700	1500	625.00
	4001.150.30.0	29	2230	3000	1500	625.00
	4001.150.40.0	29	2300	4000	1500	625.00

**Mounted luminaires
with acrylic glass diffuser, with dot matrix**

	Article	Watt	Lumen	Kelvin	Lenght	EURO
on/off	4001.060.27.1	12	830	2700	600	579.00
chrome polished	4001.060.30.1	12	890	3000	600	579.00
	4001.060.40.1	9	800	4000	600	579.00
	4001.090.27.1	17	1250	2700	900	661.00
	4001.090.30.1	17	1340	3000	900	661.00
	4001.090.40.1	17	1380	4000	900	661.00
	4001.120.27.1	23	1660	2700	1200	730.00
	4001.120.30.1	23	1780	3000	1200	730.00
	4001.120.40.1	23	1840	4000	1200	730.00
	4001.150.27.1	29	2070	2700	1500	796.00
	4001.150.30.1	29	2230	3000	1500	796.00
4001.150.40.1	29	2300	4000	1500	796.00	
DALI/TouchDIM	4001.060.27.0 DIG	12	830	2700	600	496.00
natural anodised	4001.060.30.0 DIG	12	890	3000	600	496.00

SPINALED

SPINAled luminaires types


Mounted luminaires

with acrylic glass diffuser, with dot matrix

	Article	Watt	Lumen	Kelvin	Lenght	EURO
DALI/TouchDIM	4001.060.40.0 DIG	12	890	4000	600	496.00
natural anodised	4001.090.27.0 DIG	17	1250	2700	900	557.00
	4001.090.30.0 DIG	17	1340	3000	900	557.00
	4001.090.40.0 DIG	17	1380	4000	900	557.00
	4001.120.27.0 DIG	23	1660	2700	1200	617.00
	4001.120.30.0 DIG	23	1780	3000	1200	617.00
	4001.120.40.0 DIG	23	1840	4000	1200	617.00
	4001.150.27.0 DIG	29	2070	2700	1500	679.00
	4001.150.30.0 DIG	29	2230	3000	1500	679.00
	4001.150.40.0 DIG	29	2300	4000	1500	679.00
DALI/TouchDIM	4001.060.27.1 DIG	12	830	2700	600	639.00
chrome polished	4001.060.30.1 DIG	12	890	3000	600	639.00
	4001.060.40.1 DIG	9	800	4000	600	639.00
	4001.090.27.1 DIG	17	1250	2700	900	719.00
	4001.090.30.1 DIG	17	1340	3000	900	719.00
	4001.090.40.1 DIG	17	1380	4000	900	719.00
	4001.120.27.1 DIG	23	1660	2700	1200	789.00
	4001.120.30.1 DIG	23	1780	3000	1200	789.00
	4001.120.40.1 DIG	23	1840	4000	1200	789.00
	4001.150.27.1 DIG	29	2070	2700	1500	855.00
	4001.150.30.1 DIG	29	2230	3000	1500	855.00
	4001.150.40.1 DIG	29	2300	4000	1500	855.00

SPINAled luminaires types

Mounted luminaires with external control gear with acrylic glass diffuser, with dot matrix

	Article	Watt	Lumen	Kelvin	Lenght	EURO	
	natural anodised	4021.060.27.0	12	830	2700	600	357.00
		4021.060.30.0	12	890	3000	600	357.00
		4021.060.40.0	12	920	4000	600	357.00
		4021.090.27.0	17	1250	2700	900	409.00
		4021.090.30.0	17	1340	3000	900	409.00
		4021.090.40.0	17	1380	4000	900	409.00
		4021.120.27.0	23	1660	2700	1200	472.00
		4021.120.30.0	23	1780	3000	1200	472.00
		4021.120.40.0	23	1840	4000	1200	472.00
		4021.150.27.0	29	2070	2700	1500	531.00
	4021.150.30.0	29	2230	3000	1500	531.00	
	4021.150.40.0	29	2300	4000	1500	531.00	
	chrome polished	4021.060.27.1	12	830	2700	600	458.00
		4021.060.30.1	12	890	3000	600	458.00
		4021.060.40.1	8	800	4000	600	458.00
		4021.090.27.1	17	1250	2700	900	536.00
		4021.090.30.1	17	1340	3000	900	536.00
		4021.090.40.1	17	1380	4000	900	536.00
		4021.120.27.1	23	1660	2700	1200	611.00
		4021.120.30.1	23	1780	3000	1200	611.00
		4021.120.40.1	23	1840	4000	1200	611.00
		4021.150.27.1	29	2070	2700	1500	688.00
	4021.150.30.1	29	2230	3000	1500	688.00	
	4021.150.40.1	29	2300	4000	1500	688.00	

Note:

Order control gear separately; constant current; 15 watt/300 mA for lamp length 600, 29 watt/600 mA for lamp length 900-1500


SPINAled essential accessories for mounted lamps with external control gear

External control gears	Article	Light control	Watt	Dimensions	Ø	EURO
Control gears 230 V/50 Hz; constant current; with short circuit and overload protection; max. 1 lamp per control gear; 15 watt/300 mA for lamp length 600, 29 watt/600 mA for lamp length 900–1500	915.015.300	On/off	15	145 x 43 x 30	Ø53	52.00
	915.025.600	On/off	29	145 x 43 x 30	Ø53	52.00
	915.015.300 DIG	DALI/TouchDIM	15	122 x 40 x 25	Ø53	94.00
	915.025.600 DIG	DALI/TouchDIM	29	143 x 43 x 30	Ø53	94.00


SPINAled optional accessories

Casambi Bluetooth module	Article	Dimensions	EURO
Suitable for connection to DALI lamps; Control-able via bluetooth using the Casambi-App; Allows simultaneous control of up to 20 DALI lamps per modul; Please consider the compatibility of dimmers at ribag.com/downloads	915.000 DIG	82 x 26 x 20	194.00

VERTICO luminaires types


Mounted spotlights		Article	Watt	Lumen	Kelvin	Ø	EURO
	DALI/TouchDIM	4085.700.27.3 DIG	14	1230	2700	140	652.00
	white	4085.700.30.3 DIG	14	1260	3000	140	652.00
	DALI/TouchDIM	4085.700.27.┐ DIG	14	1230	2700	140	591.00
	Colour code (┐)	4085.700.30.┐ DIG	14	1260	3000	140	591.00

Colour code (┐) 0 natural anodised | 2 black anodised

Mounted spotlights with external control gear		Article	Watt	Lumen	Kelvin	Ø	EURO
	white	4085.750.27.3	12	1230	2700	90	491.00
		4085.750.30.3	12	1260	3000	90	491.00
	Colour code (┐)	4085.750.00.┐	11	610-920	2200-5000	90	513.00
		4085.750.27.┐	12	1230	2700	90	445.00
		4085.750.30.┐	12	1260	3000	90	445.00

Note:
Order control gear separately;
constant current 350 mA,
600 mA DT8


Colour code (┐) 0 natural anodized | 2 black anodized | 3 white

Track mounted spotlight		Article	Watt	Lumen	Kelvin	Lenght	EURO
	on/off	4085.731.27.┐	14	1230	2700	170	569.00
		4085.731.30.┐	14	1260	3000	170	569.00
		4085.731.40.┐	14	1330	4000	170	552.00
	DALI	4085.731.27.┐ DIG	14	1230	2700	253	592.00
		4085.731.30.┐ DIG	14	1260	3000	253	592.00
		4085.731.40.┐ DIG	14	1330	4000	253	574.00

Note: For lighting track from
Global trac, *EUTRAC,
*Hoffmeister, *Zumtobel,
*Concord, *Stucchi

(*only on/off)


Colour code (┐) 0 natural anodised | 2 black anodised | 3 white

Spotlight-Module 2-flame, 1200 mm		Article	Watt	Lumen	Kelvin	Lenght	EURO
	Phase-cut	4173.722.27.3 D	28	2460	2700	1200	1084.00
	white RAL 9003	4173.722.30.3 D	28	2520	3000	1200	1084.00
	DALI/TouchDIM	4173.722.27.3 DIG	28	2460	2700	1200	1097.00
	white RAL 9003	4173.722.30.3 DIG	28	2520	3000	1200	1097.00
	Phase-cut	4173.722.27.┐ D	28	2460	2700	1200	991.00
	Colour code (┐)	4173.722.30.┐ D	28	2520	3000	1200	991.00
	DALI/TouchDIM	4173.722.27.┐ DIG	28	2460	2700	1200	1008.00
	Colour code (┐)	4173.722.30.┐ DIG	28	2520	3000	1200	1008.00

Note: For mounting
on MILUM rails
(order separately)

Colour code (┐) 0 natural anodised | 2 black anodised

VERTICO luminaires types

Pendant luminaires	Article	Watt	Lumen	Kelvin	Ø	EURO	
	DALI/TouchDIM	4085.200.27.3 DIG	13	1050	2700	50	606.00
	white	4085.200.30.3 DIG	13	1070	3000	50	606.00
	DALI DT8						
	white	4085.200.00.3 DT8	13	610-920	2200-5000	50	615.00
	DALI/TouchDIM	4085.200.27.┐ DIG	13	1050	2700	50	549.00
	Colour code (┐)	4085.200.30.┐ DIG	13	1070	3000	50	549.00
	DALI DT8						
	Colour code (┐)	4085.200.00.┐ DT8	13	610-920	2200-5000	50	590.00

Colour code (┐) 0 natural anodised | 2 black anodised | 9 champagne

**VERTICO essential accessories
for mounted spotlights with external control gear**

External control gears	Article	Light control	Watt	Lenght	Ø	EURO
Control gear 230 V/50 Hz incl. connecting cable with plug connector, length 350 mm; constant current 350 mA, 600 mA DT8; with short-circuit and overload protection; max. 1 lamp per control gear	915.019.350	On/off	12	120 x 52 x 22	Ø55	57.00
	915.016.350 D	Phase-cut	12	110 x 52 x 22	Ø55	76.00
	915.019.350 DIG	DALI/TouchDIM	12	120 x 51 x 29	Ø60	84.00
	915.037.600 DT8	DALI DT8	11-22	117 x 46 x 24	Ø60	101.00

**VERTICO essential accessories
for spotlight-module 2-flamme**

Mounting rails for spotlight-module 2-flame	Article	EURO
For the installation of spotlight-modules 2-flame; mounting rail extruded aluminium; feed-through wiring 5 x 1,5 mm ² ; 1 connector plate; 2 side covers	4174.120.00.┐	161.00

Colour code (┐) 0 natural anodised | 2 black RAL 9005 | 3 white RAL 9003


**VERTICO essential accessories
for pendant lamps**

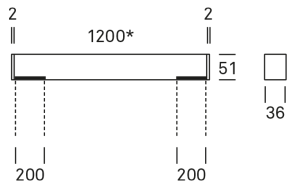
Canopy	Article	Colour	EURO
Brushed aluminium	4085.221.3	white	76.00
	4085.221.┐	Colour code (┐)	70.00



Colour code (┐) 0 natural anodised | 2 black anodised | 9 champagne

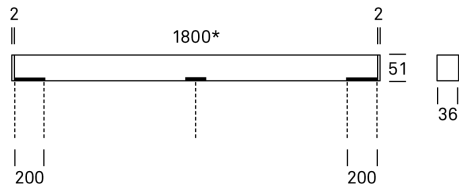
**VERTICO essential accessories
for pendant lamps**

Mounting rails for 2 pendant lamps	Article	EURO
Mounting rail extruded aluminium section; pendant grid spacing adjustable from 800 to 1200 mm	4175.120.┘	321.00
Colour code (┘) 0 natural anodized 2 black RAL 9005 3 white RAL 9003		



* Länge ohne Endkappen/Length without endcaps

Mounting rails for 3 pendant lamps	Article	EURO
Mounting rail extruded aluminium section; middle lamp centred, outer lamps each 200 mm adjustable	4175.180.┘	433.00
Colour code (┘) 0 natural anodized 2 black RAL 9005 3 white RAL 9003		



* Länge ohne Endkappen/Length without endcaps

**VERTICO optional accessories
for pendant lamps**

Covering rosette for canopy	Article	Colour	EURO
Covering rosette brushed aluminium; for cable outlet openings up to Ø75 mm; tool-free assembly between canopy and ceiling	4085.220.3	white	43.00
	4085.220.┘	Colour code (┘)	39.00

| 90 |



Colour code (┘) 0 natural anodised | 2 black anodised | 9 champagne

VERTICO optional accessories

Casambi Bluetooth module	Article	Function	Dimensions	EURO
Suitable for connection to DALI lamps; Control- lable via bluetooth using the Casambi-App; Allows simultaneous control of up to 20 DALI lamps per modul; Please consider the compati- bility of dimmers at ribag.com/downloads	915.000 DIG	for controlling single color lamps	82 x 26 x 20	194.00
	915.000 DT8	for controlling tunable white lamps	82 x 26 x 20	194.00

VIOR luminaires types

Ceiling luminaires with external control gear



Note:
Order control gear separately;
constant current 350 mA, 600 mA DT8

Article	Watt	☉°	Lumen	Kelvin	Ø	EURO
4143.011.00.┘	11	40	510-770	2200-5000	130	339.00
4143.012.27.┘	12	40	1030	2700	130	312.00
4143.012.30.┘	12	40	1070	3000	130	312.00
4144.011.00.┘	11	50	520-780	2200-5000	130	339.00
4144.012.27.┘	12	50	1040	2700	130	312.00
4144.012.30.┘	12	50	1100	3000	130	312.00
4145.011.00.┘	11	60	500-760	2200-5000	130	339.00
4145.012.27.┘	12	60	1010	2700	130	312.00
4145.012.30.┘	12	60	1060	3000	130	312.00

Colour code (┘) 2 black | 3 white

4143.011.00.┘	11	40	510-770	2200-5000	130	377.00
4143.012.27.┘	12	40	1030	2700	130	346.00
4143.012.30.┘	12	40	1090	3000	130	346.00
4144.011.00.┘	11	50	520-780	2200-5000	130	377.00
4144.012.27.┘	12	50	1040	2700	130	346.00
4144.012.30.┘	12	50	1100	3000	130	346.00
4145.011.00.┘	11	60	500-760	2200-5000	130	377.00
4145.012.27.┘	12	60	1010	2700	130	346.00
4145.012.30.┘	12	60	1060	3000	130	346.00

Colour code (┘) 16 rose gold | 17 sand gold

Ceiling luminaires AC (230 V)



Article	Watt	☉°	Lumen	Kelvin	Ø	EURO
4140.012.27.┘ D	12	40	750	2700	130	312.00
4140.012.30.┘ D	12	40	750	3000	130	312.00
4141.012.27.┘ D	12	50	760	2700	130	312.00
4141.012.30.┘ D	12	50	760	3000	130	312.00
4142.012.27.┘ D	12	60	750	2700	130	312.00
4142.012.30.┘ D	12	60	750	3000	130	312.00

Colour code (┘) 2 black | 3 white

4140.012.27.┘ D	12	40	750	2700	130	346.00
4140.012.30.┘ D	12	40	750	3000	130	346.00
4141.012.27.┘ D	12	50	760	2700	130	346.00
4141.012.30.┘ D	12	50	760	3000	130	346.00
4142.012.27.┘ D	12	60	750	2700	130	346.00
4142.012.30.┘ D	12	60	750	3000	130	346.00

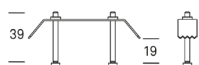
Colour code (┘) 16 rose gold | 17 sand gold

**VIOR essential accessories
for ceiling lamps with external control gear**

External control gears	Article	Light control	Watt	Dimensions	Ø	EURO
Control gears 230 V/50 Hz; constant current 350 mA, 600 mA DT8; with short circuit and overload protected; max. 1 lamp per control gear	915.019.350	On/off	12	120 x 52 x 22	Ø55	57.00
	915.016.350 D	Phase-cut	12	110 x 52 x 22	Ø55	76.00
	915.019.350 DIG	DALI/TouchDIM	12	120 x 51 x 29	Ø60	84.00
	915.037.600 DT8	DALI DT8	11-22	117 x 46 x 29	Ø60	101.00

**VIOR optional accessories
for AC and DC variants**

Cavity adapter	Article	EURO
Suitable for mounting in hollow ceilings and in installation housing; for ceiling cutouts Ø68–75 mm; for ceiling thickness 1–25 mm	4140.901.9	31.00



VIOR optional accessories

Casambi Bluetooth module	Article	Function	Dimensions	EURO
Suitable for connection to DALI lamps; Controllable via bluetooth using the Casambi-App; Allows simultaneous control of up to 20 DALI lamps per modul; Please consider the compatibility of dimmers at ribag.com/downloads	915.000 DIG	for controlling single color lamps	82 x 26 x 20	194.00
	915.000 DT8	for controlling tunable white lamps	82 x 26 x 20	194.00

VIOR luminaire types

VIOR X Ceiling luminaires



Note:

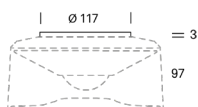
Order control gear units separately

Article	Watt	↘°	Lumen	Kelvin	Ø	EURO
4230.200.00.┐	17	40	940-1340	2200 - 5000	200	429.00
4230.200.27.┐	17	40	1800	2700	200	389.00
4230.200.30.┐	17	40	1820	3000	200	389.00
4231.200.00.┐	17	50	920-1320	2200 - 5000	200	429.00
4231.200.27.┐	17	50	1750	2700	200	389.00
4231.200.30.┐	17	50	1770	3000	200	389.00
4232.200.00.┐	17	60	910-1320	2200 - 5000	200	429.00
4232.200.27.┐	17	60	1760	2700	200	389.00
4232.200.30.┐	17	60	1780	3000	200	389.00

Colour code (┐) 2 schwarz | 3 white

VIOR X essential accessories

Control gear units VIOR X



Article	Watt	Light control	EURO
4233.020.2 D	17	Phase-cut	108.00
4233.020.2 DIG	17	DALI/TouchDIM	121.00
4233.020.2 DT8	17	DALI DT8	148.00

VIOR bold Ceiling luminaires



Note:

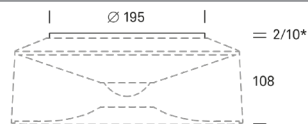
Order control gear units separately

Article	Watt	↘°	Lumen	Kelvin	Ø	EURO
4180.290.27.┐	26/40	30	2530/3650	2700	290	448.00
4180.290.30.┐	26/40	30	2660/3840	3000	290	448.00
4180.290.40.┐	26/40	30	2800/4040	4000	290	448.00
4181.290.27.┐	26/40	45	2510/3610	2700	290	448.00
4181.290.30.┐	26/40	45	2640/3800	3000	290	448.00
4181.290.40.┐	26/40	45	2770/4000	4000	290	448.00
4182.290.27.┐	26/40	60	2470/3560	2700	290	448.00
4182.290.30.┐	26/40	60	2600/3750	3000	290	448.00
4182.290.40.┐	26/40	60	2730/3940	4000	290	448.00

Colour code (┐) 2 black | 3 white

VIOR bold essential accessories

Control gear units VIOR bold



* für PhasenDIM/for phase-cut

Article	Watt	Light control	EURO
4183.026.2	26	on/off	127.00
4183.040.2	40	on/off	127.00
4183.026.2 D	26	Phase-cut	156.00
4183.040.2 D	40	Phase-cut	156.00
4183.026.2 DIG	26	DALI/TouchDIM	169.00
4183.040.2 DIG	40	DALI/TouchDIM	169.00
4183.026.2 NOT	26	3W output power in emergency mode	320.00
4183.040.2 NOT	40	3W output power in emergency mode	320.00

TECHNICAL INFORMATION

LEDs in RIBAG lamps

Quality

RIBAG uses only LED components from manufacturers who are among the world market leaders in terms of efficiency and light quality. As a rule we use LEDs with consistent quality parameters. For the users advantage the quality of light always remains at the same high level.

Selection

Specific tolerances result from the production of white LEDs. These tolerances are reflected in the colour location deviation, the preservation of luminous flux, and forward bias. RIBAG uses the above-mentioned criteria to select LEDs and, in doing so, provides the best possible quality for the customer. The LEDs used by RIBAG show an excellent colour tolerance of SDCM3 resp. SDCM2 (Standard Deviation of Colour Matching).

Colour rendering (CRI)

Colour rendering refers to a light source's ability to reproduce light as naturally as possible. A value of 100 correlates with accordance to a reference, though not automatically with an authentic colour impression in general. For this reason, we recommend a holistic approach to light quality that includes added criteria such as light colour, light level, light direction, etc., in addition to colour rendering. RIBAG uses a CRI target value of 85 for diffuse emanating lamp and a CRI target value of 95 for all targeted emanating lamps as standard.

Lifespan

LEDs have a very low failure rate and, thereby, produce light for an extremely long period of time. The total failure of an LED is very rare. Early as the lamp's development phase, RIBAG pays attention to reliable thermal management in order to reach a maximum LED lifespan. RIBAG usually specifies the lamps with L90/B10 50,000 h, meaning that up to 50,000 hours, 90% of the LEDs have at least 90% of the original luminous flux.

High-voltage LEDs (AC)

RIBAG lamps fitted with high-voltage LEDs (AC) can be run directly with the standard voltage of 230 volts. The high-voltage LEDs used by RIBAG can be run directly with the existing 3-wire house installation and dimmed using a LED phase dimmer. High-voltage LED lamps by RIBAG met European EMC and Flicker regulations according to EN 6100. Compared to other LEDs, these LEDs are more sensitive to interference such as ripple control signals. Additional references as well as an overview of compatibility with recommended dimmers can be found at www.ribag.com/downloads.

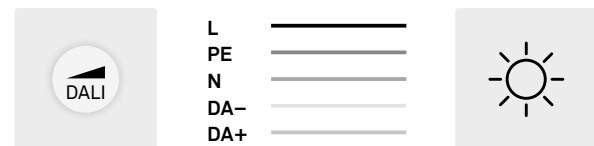
Controlling RIBAG lamps

DALI

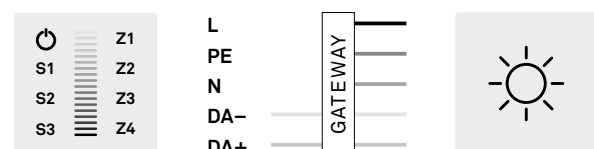
DALI (Digital Addressable Lighting Interface) is the professional, non-proprietary interface standard for dimmable electronic control gear. They are controlled with a 5-wire building installation via DALI lighting control or a DALI system. Every DALI lamp/control gear is individually digital and, therefore, individually addressable and can belong to multiple control groups. DALI is usually the interface standard for integration into superordinate building automation systems.

DALI DT8

Lights with colour control that correspond to DALI Device Type 8 (DT8). DT8 lights are multi-channel, but only receive one DALI address. The colour and brightness information is sent in succession (serially) from the DT8-capable master to the lights. The DT8-capable control unit interprets this information and controls the output channels individually.

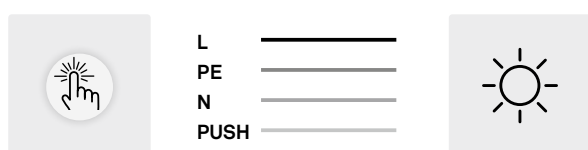


DALI Bus



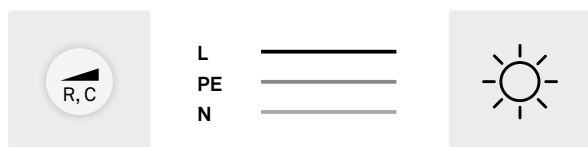
TouchDIM

A commercial wall switch is enough to dim lamps/control gears with TouchDIM function using a 4-wire building installation. Lamps are turned on and off by pressing the button briefly; pressing and holding the button dims the lights. Depending on the manufacturer and the control gear, up to four lamps/control gears can be controlled using buttons, provided that the total cable length of all control sections does not exceed 25 metres.



Forward/reverse LED phase control (TRIAC)

Many RIBAG LED lamps are now dimmable using the existing house installation with three wires. A traditional wall dimmer (button or rotary LED phase dimmer as well as KNX Gateway's) is used to control them. Phase dimmers can also be used to dim our voltage LED lamps (AC). Note: The minimum load of the wall dimmer must be less than the power consumption of the lamps used. In rare cases, light fluctuations may occur with LED lamps powered by mains voltage (AC) due to grid disturbances (ripple control signals of energy suppliers, faulty household appliances etc.). These disruptions do not indicate a defect with the lamp. Our customer service will be happy to assist with disruption analysis.



Bluetooth and additional dimming and control methods

Bluetooth and additional dimming and control methods as well as a comprehensive overview of compatibility with our lamps, control gears, and recommended dimmers can be found at www.ribag.com/downloads.



Cable lengths for lamps with external control gears

The maximum cable lengths between LED lamps and control gears can be taken from this table. In general: The higher the power, the larger the cable cross-section must be.

Maximum cable lengths between lamp(s) and control gear in relation to cable cross-section and power input:

	0,5 mm ²	0,75 mm ²	1,0 mm ²	1,5 mm ²
< 10 W	9 m	14 m	19 m	28 m
< 15 W	6 m	9 m	12 m	19 m
< 20 W	5 m	7 m	9 m	14 m
< 25 W	4 m	6 m	7 m	11 m

A maximum voltage drop of 2% is allowed on the cables. For EMC reasons, the cable between the dimmer and the LED lamp may not be longer than 10 m.

Photometric tolerances

The lumen and wattage figures are design values and initially subject to a tolerance of +/- 10%. Tolerance of colour temperature +/- 150K. Unless specified otherwise, the values apply to an ambient temperature of 25°C.

Dimmability list

A list of compatible dimmers can be found at www.ribag.com/downloads

MANUFACTURER'S WARRANTY

valid from 1.1.2018 until revocation

1. General

RIBAG Licht AG offers the following 5-year warranty to customers, in addition to the legal guarantee, for products that are manufactured and sold under the "RIBAG" brand, are free from manufacturing and material defects when used as intended.

2. Warranty cover

- 2.1. Valid for RIBAG products that have been purchased from 1.9.2012 onwards (Purchase receipt).
- 2.2. RIBAG guarantees that its products are free from any material, manufacturing and structural defects.
- 2.3. The state of science and technology at the time of manufacture is a decisive factor. The defect in the product that caused the damage must have already been evident at this time. Claims for consequential damages or resulting from product liability can only be made in accordance with the mandatory statutory provisions.
- 2.4. This warranty is only valid for 5 years starting from the original date of purchase (Purchase receipt), or, if previously reached, the useful life of LEDs according to our article specification. The warranty period will not be extended because services have been rendered in the context of this warranty, especially not for repairs or replacements. The warranty period will not be renewed in these cases.

3. Making a claim

According to this warranty, the customer is entitled to make a claim in writing and give a description of the defect, within the warranty period, to RIBAG or the retailer where the product was purchased. A further condition is that the customer shows the defect within 10 days after he has noticed it and or must have noticed it. It is up to the customer to prove that the warranty has not expired (e.g. by providing the purchase receipt). Where appropriate, RIBAG is entitled to determine the start of the warranty period in accordance with the date of manufacture.

4. This warranty guarantees

- 4.1. RIBAG is free to decide whether to repair the product, exchange it or refund the purchase price. In the case of a repair, the warranty covers the free delivery of the necessary spare parts. Insofar as RIBAG gives their written consent to carry out the repair themselves, then RIBAG bears the resulting costs for spare parts, installation and labour as well as any separate expenses for the transportation or delivery of the product. The customer has to provide the product so that the warranty services may be carried out. In the case of an exchange, the old product will be replaced with a new product of the same kind, quality and model. If the product in question has been discontinued at the time of the complaint, RIBAG is entitled to deliver a similar product. If RIBAG chooses to issue a refund of the purchase price and this decision is confirmed in writing. Then the customer will return the product and RIBAG will refund the purchase price. Components or products returned to RIBAG shall become the property under the terms of the warranty.
- 4.2. The customer shall bear all the ancillary costs that relate to the guarantee (e.g. for disassembly and reassembly, the shipping of the defective product, disposal, driving and travel times, installation aid devices). This warranty does not cover other costs, which are caused, for example, by the failure of the installation or other damages as well as consequential damages.

5. Conditions and exclusions

- 5.1. A condition for the validity of this warranty is the proper installation and maintenance of the product according to the instructions and codes of practice as well as the product and application specifications as predefined by RIBAG. The assembly instructions and the instructions for use and care are enclosed with the delivery of each product. They can also be found on the website www.ribag.com.

5.2. The warranty does not cover:

- › Wear parts, such as discoloration and embrittlement of plastic parts due to attrition;
- › fragile parts, like for example, lighting fixtures, lamps, due to breakage;
- › consumables, like for example, lamps, due to use;
- › components and products that RIBAG distributes as merchandise, (e.g. emergency lighting units, lamps from other manufacturers casambi module);
- › minor deviations of RIBAG products from the target quality, which do not influence the practical value of the product in any way;
- › operational and handling errors, damages free due to aggressive environmental influences, chemicals and detergents;
- › product defects that are caused during the installation, transport or operation of the product that was not carried out by RIBAG employees, as well as damages that arose as a result of defective RIBAG products;
- › the failure of LED components or electrical devices that are within the nominal failure rate of 0.2% per 1000 operating hours, unless stated otherwise in the product and application specifications (data sheet);
- › loss of up to 1 LED per lamp, which does not affect its function;
- › the colour tolerance of LEDs. With LEDs, the luminous flux and power are subject to a tolerance of +/- 10%;
- › the luminous flux of LED products of less than 0.6% per 1000 operating hours;

- › deviations in the lighting characteristics of LED products in subsequent deliveries when compared with the original products, which are due to usage-based changes and technological advances;
- › settings and/or parameterisations of systems that are changing due to wear, fatigue or contamination;
- › product defects, that are caused by software errors, bugs, viruses or something similar; from time to time necessary services such as renewed start-up, software updates, etc.

5.3. The warranty is no longer valid in the following instances:

- › Failure to observe the instructions for assembly and care and the instruction manual provided or those available for reference on the website www.ribag.com;
- › Exceeding the limit values for temperatures and voltages;
- › Installing and operating lamps that do not correspond to the IEC specifications;
- › Inappropriate mechanical loads;
- › Modification of the product from its original state by the customer;
- › Assembly, maintenance, repair or servicing by unqualified personnel;
- › Product damages caused by the vendor, installer or third parties;
- › Damages due to normal wear and tear or wilful damage (in the case of damages due to negligence, a contributory negligence will be charged by mutual agreement);
- › Improper installation or start-up;

- › inadequate or improper maintenance;
- › Products that have not been or are not being used in accordance with their intended purpose;
- › Damages due to a force majeure or natural disaster.

6. Cost apportionment in cases of exclusions from the warranty

- 6.1. If a product defect is not covered by the warranty as described above, the costs incurred in sending and transporting the product will be borne by the customer. In addition, the customer has to bear the costs, including any labour costs, resulting from the examination of the products as well as the costs for dismantling and reinstalling the product. If the customer is informed by RIBAG that there are no grounds for a claim under warranty, then he must pay for the costs that result from the repair work he requested as well as the costs for the spare parts and labour.
- 6.2. If the defect is not perceptible on the product when it is delivered, then RIBAG has the discretion in each case to decide whether it should be eliminated as a gesture of goodwill. In this instance, the customer is not legally entitled to the removal of the defect.

7. Legal rights

The consumer has legal rights in addition to those under the warranty. These more favourable rights for the consumer under certain circumstances are not restricted by the warranty.

8. Governing law and jurisdiction

This warranty is subject to Swiss law with the exclusion of the Vienna Sales Convention. The place of performance for obligations arising from this warranty is Safenwil, Switzerland. As far as it is legally permissible, the place of jurisdiction is Safenwil, Switzerland.

GENERAL TERMS AND CONDITIONS

valid from 11 July 2025 until revocation

1. Contractual object

- 1.1. These General Terms and Conditions shall be the basis for all contracts for the supply of goods and services by RIBAG Licht AG, Kanalstrasse 18, CH-5745 Safenwil.
- 1.2. The Terms and Conditions shall be deemed to have been accepted by the act of ordering products from the range through the B2B online shop. These Terms and Conditions shall be accepted by the buyer with binding effect during each order at the end of the order process by clicking the box specifically intended for this purpose. Any terms and conditions with contrary effect shall only be accepted if they have been confirmed in advance by RIBAG Licht AG without exception in writing.

2. Offer and prices

- 2.1. Unless a validity period is expressly indicated, all offers of RIBAG Licht AG are subject to confirmation and the material concerned may be sold to another buyer during the intervening period.
- 2.2. RIBAG Licht AG reserves ownership and copyright over all diagrams, drafts and cost proposals. These documents shall be entrusted to the buyer personally and may not be made accessible to third parties or copied without the written approval of RIBAG Licht AG. They must be returned upon request.
- 2.3. Lighting designs that must be prepared upon request by interested parties may be charged to the buyer if no corresponding supply order is subsequently placed.
- 2.4. The terms and conditions of purchase of the buyer or any amendments to these Terms and Conditions or to any other agreements shall only be binding upon RIBAG Licht AG insofar as acknowledged by it in writing.
- 2.5. A contract shall be deemed to have been concluded upon the issue of a written order confirmation by RIBAG Licht AG or upon shipment to the buyer following receipt of an order. However, the issue of confirmation by RIBAG Licht AG concerning the receipt of

an incoming order shall not have the effect of concluding a contract.

- 2.6. Prices are stated ex works RIBAG Licht AG and do not include value added tax. Unless specified otherwise, all product prices are stated in Swiss francs and exclude light sources, the costs of transportation and packaging, insurance and duties (such as for ORDEA [Swiss Ordinance on the Return, Taking Back and Disposal of Electrical and Electronic Appliances] through the SENS: eRecycling, WEEE costs under the EU Waste Electrical and Electronic Equipment Directive within the EU or customs duties), assembly, installation, commissioning and other ancillary costs.

3. Orders

- 3.1. Following the conclusion of a contract the order may only be amended by the buyer with the approval of RIBAG Licht AG, which shall be conditional upon indemnification for any additional costs. Special orders may not be amended or cancelled.
- 3.2. Goods that have been ordered on a make-and-hold basis must be purchased by the buyer within the call-off period specified. If this period is exceeded, the goods may be invoiced.

4. Payment terms

- 4.1. The following payment options are offered:
 - › Invoice
Invoices shall be sent by email.
 - › Payment in advance
After the order has been successfully placed the contractual partner will be sent an invoice by email for payment in advance. For technical reasons, the items will only be dispatched after the amount has been credited to our account. Under certain circumstances this may take some time. If the contractual partner requires the order as a matter of urgency and has paid in advance, contact must be established with info@ribag.com (sending the payment confirmation) in order to ensure that

shipment can be expedited as much as possible.

- 4.2. Invoices shall be payable within 30 days without any deduction. Any other payment terms must be agreed upon in writing.

5. Delivery periods

Delivery periods are indicated separately for each product in the order confirmation. These delivery periods are non-binding and are indicated to the best of our knowledge. Any claims to damages on account of an overshoot of the delivery period cannot be accepted by the buyer.

6. Shipment, packaging and inspection of the goods

- 6.1. RIBAG Licht AG shall decide on the method of shipment. It shall be entitled to ship the goods in partial deliveries. All deliveries shall be made carriage paid to the destination address, i.e. to the warehouse of the buyer or any other address specified in advance. Deliveries shall be made at ground level or on a ramp. The buyer shall make available at its own cost the persons required for unloading. The method of delivery is dependent upon weight and delivery may be effected by different carriers.
- 6.2. The buyer must inspect the goods delivered promptly. A signature by an employee of the buyer shall be regarded as confirmation that the shipment has been delivered in full and is free from any evident damage. Goods shall be shipped at the risk of the buyer. The risk is therefore transferred to the buyer as soon as RIBAG Licht AG has handed over the goods to the shipping company.
- 6.3. Delivery shortfalls, incorrect deliveries or defects may only be objected to in writing within 10 days of receipt of the delivery. Damage caused during transit and physical damage to the goods delivered must be reported promptly to RIBAG Licht AG. It will not be possible to deal with damage that is reported too late. Packaging must be retained

- for inspection. Damage caused during transit for “ex works” deliveries must be reported directly to the carrier.
- 6.4. The disposal of packaging material shall be a matter for the buyer. If the Purchaser has his place of business in a country in which special legal provisions on packaging material exist (e.g. Germany: Packaging Law), it is the Purchaser's responsibility to comply with the applicable legal provisions within the scope of disposal and to join the systems (Germany: Dual System) for the disposal of packaging material delivered by RIBAG Licht AG at his own expense.
- 6.5. In the event that the seller is affected by unforeseeable events or circumstances that are beyond the control of the parties, such as for example any force majeure occurrence that renders compliance with the agreed delivery deadline impossible, the deadline shall be extended by the duration of such circumstances; this shall apply in particular in situations involving armed conflict, executive action and prohibitions, delays in transportation and customs clearance, damage caused during transit, shortages of energy and raw materials, industrial disputes and non-delivery by an essential supplier of the seller that is difficult to replace.
- 6.6. Any official or third party licences that are necessary for the completion of facilities shall be procured by the buyer.
- 7. Transfer of risk and place of performance**
- 7.1. The place of performance for the delivery of goods shall always be the factory or warehouse of RIBAG Licht AG. The use and risk shall pass to the buyer with the segregation or departure of the delivery ex works or ex warehouse, irrespective of the pricing agreed for the delivery (such as postage paid, CIF, etc.). This shall also apply if the delivery is made as part of an assembly or if the transport is carried out or organised by RIBAG Licht AG.
- 7.2. In the event of loss or damage during transportation, it shall be for the buyer to raise a claim with the carrier, and it is recommended that the buyer ensure that the relevant facts are officially recorded immediately.
- 7.3. The place of performance for contract work and services shall be the location at which the service is carried out, or in the event of doubt the factory of RIBAG Licht AG. Risk pertaining to performance or partial performance shall transfer to the buyer at the time it is rendered.
- 8. Dispatch of samples**
- Lamps may be made available for lighting trials on an exceptional basis for a maximum of 60 days. Any material that is not returned within this period shall be invoiced. Any lamps that have been altered by the buyer or damaged shall be invoiced under all circumstances.
- 9. Return shipments**
- 9.1. Only products from the catalogue in their original packaging will be accepted. Any material that has been damaged will not be credited. Any reinstatement work shall be charged for at cost. Any missing parts such as fluorescent tubes, fixing material, original packaging etc. shall be charged for.
- 9.2. Goods that were sold more than 6 months previously (invoice of RIBAG Licht AG) may no longer be taken back.
- 9.3. Special orders, modified standard models (colour or finish) and light fixtures will not be taken back.
- 9.4. If any return shipment is incorrectly made at the cost of RIBAG Licht AG, RIBAG Licht AG may invoice the costs of such a return shipment to the buyer or add them to the purchase price in the event that a further order is placed.
- 10. Guarantee and warranty**
- 10.1. RIBAG Licht AG provides a five-year manufacturer guarantee to the buyer for products produced and marketed under the RIBAG brand in respect of products acquired after 1 September 2012. The guarantee period starts from the date of purchase. Otherwise, the warranty period for new goods shall extend for a maximum of 12 months following delivery. It shall commence upon the transfer of benefit and risk. www.ribag.com/terms
- 10.2. RIBAG Licht AG warrants exclusively that the goods delivered by it are free from production defects and/or faulty material. Electronic consumable parts and used goods are excluded from any warranty. The assured characteristics shall be exclusively those expressly designated as such in product information. Any assurance shall apply until at the latest the expiry of the guarantee period.
- 10.3. If goods are produced by the seller on the basis of design details, diagrams, models or other specifications of the buyer, the seller's warranty shall be limited to a duty of diligent execution.
- 10.4. In the event that proof is furnished by the buyer of a production defect and/or faulty material, RIBAG Licht AG may at its choosing either provide a replacement free of charge or rectify the defect.
- 10.5. All ancillary costs arising in relation to the rectification of the defect (such as e.g. installation and dismantling, transportation, disposal, travel costs and travelling time, lifting devices or scaffolding) shall be borne by the buyer.
- 10.6. Invoices for maintenance work carried out by the buyer or by a third party shall only be accepted if the seller has been given advance written notice of these costs and the seller has confirmed in writing that it will cover the costs. Otherwise, the warranty shall lapse immediately in the event that the buyer or a third party makes any changes or carries out any repair work without the written approval of the seller.

GENERAL TERMS AND CONDITIONS

valid from 11 July 2025 until revocation

10.7. The buyer must object promptly to any defects affecting the goods delivered. The buyer must be able to furnish proof of the defect objected to. The decision concerning the form of rectification of the defect shall be made exclusively by RIBAG Licht AG. RIBAG Licht AG may replace the defective product by new fault-free goods (supply of a replacement). There shall be no right to rescission or to reduce the price in the event that it is possible to supply a replacement or if repeated rectification or exchange is unsuccessful due to reasons beyond the control of RIBAG Licht AG.

10.8. In addition, rights under guarantee may only be exercised if the defective product is packaged and returned to the following address:
RIBAG Licht AG
Kanalstrasse 18
5745 Safenwil
Switzerland
All other countries outside Switzerland and Liechtenstein:
RIBAG Licht AG
c/o Bächle Logistics GmbH
Auf Herdenen 24
DE-78052 Villingen
Germany

10.9. No guarantee or warranty shall be provided in the event that improper changes have been made to the products or if damage results from incorrect handling or mechanical damage. Consumable parts shall not be included under the guarantee and shall not be covered by a reduced guarantee period.

11. Reservation of title

11.1. The goods supplied shall remain the property of RIBAG Licht AG until they have been paid for in full. It shall be entitled to make an entry to that effect at any time (including retrospectively) in the Swiss Registry of Retention of Title. The buyer hereby states its consent to the entry in the Swiss Registry of Retention of Title at its place of business. In the same way, the purchaser undertakes to immediately notify RIBAG Licht AG's retention of title to third parties in the event of enforcement proceedings.

11.2. Until this time, the goods supplied shall be safely stored by the buyer in a resellable condition. The buyer shall inform RIBAG Licht AG promptly in writing of any third party interference, including in particular measures of enforcement and any other circumstances that adversely affect the products. The buyer shall compensate RIBAG Licht AG for all losses and costs arising as a result of a breach of these obligations or from the failure to take any requisite action.

12. Liability

12.1. Liability shall be determined in accordance with applicable statutory provisions. There shall be no entitlement to claim damages on the grounds that performance is impossible, due to breach of contract, owing to culpa in contrahendo or under tort, save in the event of wilful conduct or gross negligence on the part of RIBAG Licht AG. No liability shall be accepted for any infringement of third party industrial property rights, except in relation to wilful or grossly negligent action on the part of RIBAG Licht AG.

12.2. RIBAG Licht AG constantly updates all product information. The aim is to present all goods and services offered to buyers in a clear and up-to-date manner. However, RIBAG Licht AG does not accept any liability for typos and provides no warranty that the product information provided is up-to-date, accurate or comprehensive. Thus, all information is provided without any guarantee and may not be construed as a binding commitment.

12.3. In addition, RIBAG Licht AG reserves the right to make changes or additions without notice and at any time to the webpages provided or to update content, product descriptions or prices.

12.4. Lighting systems shall be regularly maintained (maintenance plan) in order to maintain any rights under warranty. The specific maintenance requirements shall be determined with reference to the lighting system, the lamp, the light source and the operating devices used. No compensation shall be owed in the event

of non-compliance with any requirements applicable to assembly, startup and usage (such as e.g. maintenance plans contained in operating instructions etc.) or in the event of non-compliance with statutory or official requirements/regulations applicable to assembly, startup and usage.

13. Side agreements

Any agreements other than these Terms and Conditions of Supply or any side agreements shall only be applicable if agreed to in writing.

14. Place of performance and jurisdiction

14.1. The exclusive place of performance for the buyer and for RIBAG Licht AG shall be Safenwil (Switzerland), including in the event that delivery has been agreed to carriage paid, CIF, FOB or according to any comparable arrangements.

14.2. The place of jurisdiction shall be Safenwil (Switzerland). RIBAG Licht AG reserves the right to take action against the buyer at its choosing also at the place of business of the latter or before any other competent court.

15. Applicable law

15.1. The legal relationship with RIBAG Licht AG shall be governed by Swiss law. The United Nations Convention on Contracts of International Sale of Goods (CISG) shall not apply.

15.2. Unless specifically indicated otherwise in the General Terms, the provisions of the Swiss Code of Obligations or of data protection law shall apply. Should any individual terms be or become invalid, this shall have no effect on the remaining terms.

15.3. In the event that any individual terms of this Contract should be invalid, this shall not affect the remaining terms. The invalid term shall be replaced by a valid term that comes as close as possible to the intended purpose. In the event of any inconsistency with tender specifications, these Terms and Conditions of Supply shall prevail.

16. Intellectual property rights

- 16.1. RIBAG Licht AG reserves all rights over all designs, text and graphics on its B2B online shop, including in particular rights of ownership and copyright. In particular, the usage of visual, design and information material is not permitted without the approval of RIBAG Licht AG. All images are solely owned by RIBAG Licht AG.
- 16.2. If goods are prepared by RIBAG Licht AG on the basis of design details, diagrams, models or other specifications of the buyer, the buyer shall hold fully harmless and indemnify RIBAG Licht AG in respect of any infringement of industrial property rights and upon request by RIBAG Licht AG join any relevant proceedings at its own cost as a party or an intervener and conduct the trial on behalf of RIBAG Licht AG.
- 16.3. All copyright relating to offer and product documentation along with execution documentation such as e.g. plans, sketches and other technical documentation along with samples, catalogues, prospectuses, illustrations and the like shall remain under all circumstances with RIBAG Licht AG and shall be subject to the relevant statutory provisions with regard to reproduction, imitation, competition etc. The documentation may be requested for surrender at any time by RIBAG Licht AG and shall be handed over to it by the buyer unsolicited in the event that an order is placed elsewhere.

IMPRINT



[ribag.com](https://www.ribag.com)



[@ribaglight](https://www.instagram.com/ribaglight)



[ribaglight](https://www.facebook.com/ribaglight)

Headquarters

RIBAG Licht AG
Kanalstrasse 18
5745 Safenwil
Switzerland
Tel +41 62 737 90 10 (Sales)
Tel +41 62 737 50 70 (Service)
info@ribag.com
www.ribag.com

EN/EUR 01/03/26